

**SINGER**  
72W19

## Instructions for Ordering

In ordering from this list, use **ONLY** the **PART** number in the **FIRST** column.

The number stamped on a Sewing Machine Part is the number of the Single Part only, except when the part includes Set Screws, Clamping Screws, Studs and Rollers Spun on, Small Wires riveted, or Parts soldered together, etc., which it is necessary to furnish in combination.

Every combination of parts sent out has its specific number which, although not stamped on Parts (except in above cases) must be used when ordering the combination.

Each number always indicates the **SAME PART** in whatever list it appears, or for whatever Machine.

The letters after some of the numbers indicate the style of finish only, as follows:

- A. Hardened, Polished and Plated.
- B. Polished and Plated.
- C. Hardened only.
- D. Polished only.
- E. Soft, not polished.
- F. Hardened and Polished.
- H. Blued

These letters **MUST BE USED** when they appear in the list and **AFTER** the number, as in the list.

In this series

- 200001 to 201500 are Screw Numbers.
- 201501 to 201800 are Nut Numbers.
- 201801 to 202000 are Roller Numbers.
- 202001 and upward are numbers of Machine Parts.

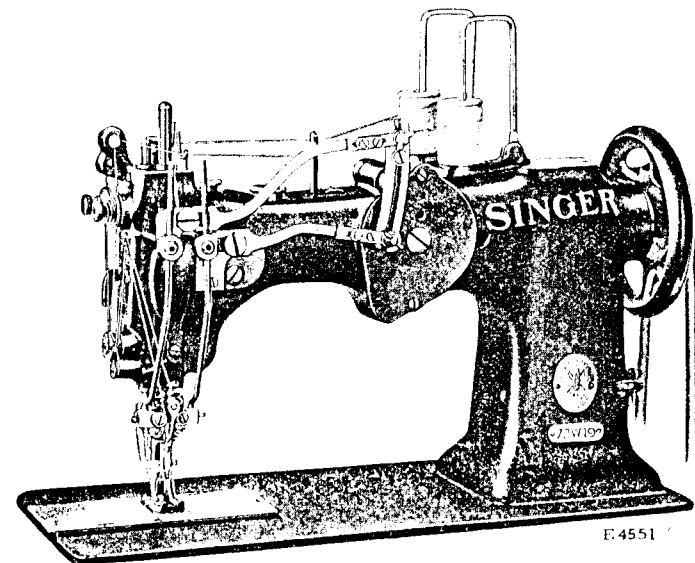
The figures in the second column refer only to the plate in which the illustration of the part is shown and are **NOT TO BE USED** in ordering.

Two or more numbers over a cut indicate that the difference between such parts is not visible in an illustration.

Parts marked with an asterisk (\*) are furnished only when repairs are made at the factory.

## LIST OF PARTS COMPLETE

FOR



## MACHINE No. 72w19

For Ornamental Hemstitching in Handkerchiefs, Shirt Waists, Neckties, Underwear, etc., with  $\frac{1}{8}$  in. Openings. Has Forward Feed.

No.	Plate	Name
*234705		Arm with 202036, 234706, two each 200346c and 213222 .....
204163	12344	Arm Cap .....
200278u	12311	" " Screw .....
202248	12307	" " " Washer .....
213257	13401	" Plate .....
200571b	11090	" " Screw (2) .....
201235	13423	" Position Pin (2) .....
200010c	13402	" Screw (3) .....
202005	12398	" " Washer (3) .....
203237	11636	" Shaft .....
204801	13401	" " Bushing (back) with 202260 .....
202260	- - -	Arm Shaft Bushing (back) Oil Packing (wick) .....

No.	Plate	Name
200352c	11635	Arm Shaft Bushing (back) Set Screw .....
204802	13401	Arm Shaft Bushing (front) with 202036 and 202260 .....
202260	---	Arm Shaft Bushing (front) Oil Packing (wick) .....
200502B	11635	Arm Shaft Bushing (front) Oil Packing Thumb Screw .....
202036	13402	Arm Shaft Bushing (front) Position Pin .....
200352c	11635	Arm Shaft Bushing (front) Set Screw .....
204804	13401	Arm Shaft Connection with four 200054e (2) .....
200054e	12307	Arm Shaft Connection Screw .....
234739	13428	Auxiliary Piercer .....
234714	13428	" " Holder with 200117e and 200389c .....
213261	11097	Auxiliary Piercer Holder Bracket with two 200118e .....
200118e	13402	Auxiliary Piercer Holder Bracket Screw .....
200117e	11097	Auxiliary Piercer Holder Screw ..
200389c	11642	" " Set Screw .....
204174	11636	Balance Wheel, 5 $\frac{1}{4}$ in. diam., (belt groove 2 $\frac{3}{4}$ in. diam.), with 200328c and 200335c .....
200062H	12311	Balance Wheel Adjusting Screw ..
200328c	12311	" " Position Screw .....
200335c	12311	" " Set Screw .....
*213235	---	Bed with 202062, 203249, 213191, two each 200362c, 200516e, 200840e and 202299 .....
202258	12153	Bed Hinge Connection (2) .....
200570e	12311	" " " " Screw (4) .....
203329	13401	" Slide (back) .....
203301	13401	" " (front) .....
213710	11635	Bobbin .....
203210	12312	" Case Base with 202056, 203211 to 203213 and 203216 .....
203211	12312	Bobbin Case Base Latch .....
*202056	---	" " " " Pin .....
203212	12312	" " " " Plunger .....
203213	12312	" " " " Spring .....
203209	12312	" " Cap with 200984c, 203214, 203215 and two 200594c ..
203214	12312	Bobbin Case Tension Spring .....
200984c	12312	" " " " Regulating Screw .....

No.	Plate	Name
200594c	12312	Bobbin Case Tension Spring Screw
203215	12312	" " Thread Guide .....
200594c	12312	" " " " Screw ..
203216	12312	" " Washer (cloth) .....
203217	12312	Bobbin Case complete, Nos. 203209 and 203210 .....
213945	11636	Face Plate with 200355b, 203751, 207069, two each 200368b, 202090, 204281 and three 200397b .....
200053c	12311	Face Plate Screw .....
203751	13423	" " Thread Guide .....
200397b	13104	" " " " Set Screw
213946	11636	Face Plate complete, Nos. 200098e, 200318b, 202108, 213213, 213214, 213267, 213935, 213941 to 213945, 219866, 219867, 225604, 228026, two each 200089b, 200290c, 203753 and 204059 .....
213789	11090	Feed Bar with 204189 .....
213765	---	" " 213789 with 200075e, 200214e, 201525e, 201535e and 204200 .....
200214e	13402	Feed Bar Hinge Screw .....
201525e	13402	" " " " Nut .....
214424	13123	" " Spring .....
204189	11635	" " " Hook .....
212827	13413	" Dog .....
200106e	12311	" " Screw (2) .....
200075e	11090	" " Support Screw .....
201535e	11090	" " " " Nut .....
206206	13401	" Driving Cam and Gear, 54 teeth, with two 200383c .....
206609	---	Feed Driving Cam and Gear Driving Gear, 18 teeth .....
213218	11090	Feed Driving Cam and Gear Driving Gear 206609 with two 200348c .....
200348c	11090	Feed Driving Cam and Gear Driving Gear Set Screw .....
201816	12307	Feed Driving Cam and Gear Roller
201850	11090	" " " " " "
		201816 with 200820c .....
200820c	11635	Feed Driving Cam and Gear Roller Stud .....
201517e	11090	Feed Driving Cam and Gear Roller Stud Nut .....
200383c	12311	Feed Driving Cam and Gear Set Screw .....
213233	11097	Feed Driving Cam and Gear Shaft
213245	13401	" " " " " " Bracket .....

No.	Plate	Name
200036E	11090	Feed Driving Cam and Gear Shaft Bracket Screw (3) .....
230743	-----	Feed Driving Cam and Gear Shaft Bracket Screw Washer (3) ....
213172	11636	Feed Driving Rock Shaft .....
213167	11636	" " " " 213172 with 200002E, 201522E and 204193
202305	12307	Feed Driving Rock Shaft Center (2)
200043C	12311	" " " " " Set Screw (2) .....
204193	13401	Feed Driving Rock Shaft Connection with 200668C and 201525E ..
200002E	13402	Feed Driving Rock Shaft Connection Hinge Screw .....
201522E	13402	Feed Driving Rock Shaft Connection Hinge Screw Nut .....
204200	11635	Feed Driving Rock Shaft Crank with 204189 (on left side) and two 200383C .....
200383C	12311	Feed Driving Rock Shaft Crank Set Screw .....
213188	13411	Feed Driving Segment Lever with 213391 and 225526 .....
215700	11635	Feed Driving Segment Lever Clamp with 200031E .....
215702	-----	Feed Driving Segment Lever Clamp 215700 with 215701 .....
215701	11635	Feed Driving Segment Lever Clamp Block .....
200031E	12311	Feed Driving Segment Lever Clamp Pinch Screw .....
200668C	13402	Feed Driving Segment Lever Clamp Screw Stud .....
201525E	13402	Feed Driving Segment Lever Clamp Screw Stud Nut .....
203741	-----	Feed Driving Segment Lever Crank with two 200363C .....
213246	11097	Feed Driving Segment Lever Crank 203741 with 201517E and 201850 ..
200363C	11635	Feed Driving Segment Lever Crank Set Screw .....
*213391	11635	Feed Driving Segment Lever Shaft
225526	13423	" " " " " Pin .....
213809	11101	Feed Driving Segment Lever Shaft Sleeve (split) (left) .....
204196	12307	Feed Driving Segment Lever Shaft Sleeve (split) (right) .....
200043C	12311	Feed Driving Segment Lever Shaft Sleeve Set Screw (2) .....

No.	Plate	Name
201524E	13404	Feed Driving Segment Lever Shaft Sleeve Set Screw Nut (2) .....
213234	11097	Feed Lifting Cam with 204020 and two 200383C .....
200383C	12311	Feed Lifting Cam Set Screw .....
213796	-----	" " Rock Shaft .....
203321	13412	" " " " 213796 with 203238 .....
202305	12307	Feed Lifting Rock Shaft Center (2)
200043C	12311	" " " " " Set Screw (2) .....
234717	13423	Feed Lifting Rock Shaft Lever with 200049E and 201807 .....
204020	-----	Feed Lifting Rock Shaft Lever Cushion (leather) .....
200049E	13402	Feed Lifting Rock Shaft Lever Pinch Screw .....
201822	-----	Feed Lifting Rock Shaft Lever Roller .....
201807	11099	Feed Lifting Rock Shaft Lever Roller 201822 with 200261E .....
200261E	13410	Feed Lifting Rock Shaft Lever Roller Screw Stud .....
202276	12308	Feed Lifting Rock Shaft Slide Block
203238	12368	" " " " " " 202276 with 200243E and 201531E
200243E	13402	Feed Lifting Rock Shaft Slide Block Hinge Screw .....
201531E	12308	Feed Lifting Rock Shaft Slide Block Hinge Screw Nut .....
204206	13402	Feed Regulating Handle .....
204713	-----	" " " 204206 with 200098E, 202622, 204208, 204209, 204213, 204714 and 204925 .....
204208	12307	Feed Regulating Handle Adjustable Stop .....
200098E	12307	Feed Regulating Handle Adjustable Stop Screw .....
204925	13402	Feed Regulating Handle Adjustable Stop Screw Washer .....
204209	12307	Feed Regulating Handle Position Pin .....
204714	13402	Feed Regulating Handle Shaft ....
204211	13402	" " " " Crank with 200098E .....
204212	12307	Feed Regulating Handle Shaft Crank Link .....
200271E	12311	Feed Regulating Handle Shaft Crank Link Hinge Screw (lower)

No.	Plate	Name
200291E	12307	Feed Regulating Handle Shaft Crank Link Hinge Screw (upper)
200098E	12307	Feed Regulating Handle Shaft Crank Set Screw
204213	12307	Feed Regulating Handle Shaft Sleeve (split)
200362C	12311	Feed Regulating Handle Shaft Sleeve Set Screw
202622	13402	Feed Regulating Handle Shaft Sleeve Washer
202036	13402	Feed Regulating Handle Stop Pin
204715	---	Feed Regulating Handle complete, Nos. 200291E, 204211, 204212 and 204713
*203239	---	Hook (sewing)
203240	12312	" 203239 with 201253E, 201376E and 203251
203290	12312	Hook and Bobbin Case complete, Nos. 203217 and 203240
203241	12312	Hook Bevel Gear Socket, 24 teeth
200555H	12312	" " " " Screw
203242	12344	" " Pinion, 24 teeth, with two 200383C (2)
200383C	12311	Hook Bevel Pinion Set Screw
203306	13411	" Counter Shaft
203244	12308	" " " Collar with two 200393C
200393C	12308	Hook Counter Shaft Collar Set Screw
203245	12344	Hook Counter Shaft Driving Gear, 44 teeth, with 200362C and 200439C
200439C	12311	Hook Counter Shaft Driving Gear Position Screw
200362C	12311	Hook Counter Shaft Driving Gear Set Screw
203246	12344	Hook Counter Shaft Gear, 22 teeth, with two 200383C
200383C	12311	Hook Counter Shaft Gear Set Screw
202299	---	Hook Counter Shaft Oil Packing (wick)
200840E	12311	Hook Counter Shaft Oil Packing (wick) Stop Screw
213230	11636	Hook Driving Shaft
213191	13412	" " " Bearing with 202299
202299	---	Hook Driving Shaft Bearing Oil Packing (wick)
202126	12308	Hook Driving Shaft Bearing Position Pin

No.	Plate	Name
200516E	12311	Hook Driving Shaft Bearing Screw
203249	12344	" " " Bushing (eccentric)
202299	---	Hook Driving Shaft Bushing Oil Packing (wick)
200362C	12311	Hook Driving Shaft Bushing Set Screw
213141	11635	Hook Driving Shaft Collar with two 200393C
200393C	12308	Hook Driving Shaft Collar Set Screw
203251	12312	Hook Gib
201376E	13402	" " Hinge Screw
201253E	12312	" " Screw
203307	12335	" Saddle with 202299
202299	---	" " Oil Packing (wick)
200006E	12307	" " Screw (4)
225585	12307	" " Washer (4)
203254	12312	" Washer
203308	12335	Hook Saddle complete, Nos. 200555H, 203241, 203254, 203290 and 203307
203462	---	Hook Saddle Combination complete, Nos. two 203308
203746	11659	Knee Lifter Connection Lever
227444	---	" " " " 203746 with 203747, 227309 and two 200262H
200262H	13428	Knee Lifter Connection Lever Hinge Screw
227309	11659	Knee Lifter Connection Lever Lifting Rod with 202302
202302	13402	Knee Lifter Connection Lever Lifting Rod Cotter Pin
203747	11659	Knee Lifter Lifting Lever
200262H	13428	" " " " Hinge Screw
213244	11098	Needle Bar (hollow)
213387	---	" " 213244 with 201206E, 213256 and 213398
213222	13402	Needle Bar Bushing
200346C	13402	" " " Set Screw
204248	12307	" " Connecting Link
200658C	12307	" " " " Hinge Screw Stud
201519C	12307	Needle Bar Connecting Link Hinge Screw Stud Nut
204249	12308	Needle Bar Connecting Stud with 200072C and 202277

No.	Plate	Name
202277	---	Needle Bar Connecting Stud Oil Packing (wick) .....
200072c	12308	Needle Bar Connecting Stud Pinch Screw .....
221480	13402	Needle Bar Guide with 200086c ..
200086c	12308	" " " Pinch Screw ...
213256	11099	" " Thread Guide .....
234715	13423	" Holder (left) with two 200117F .....
234716	13423	Needle Holder (right) with two 200117F .....
213236	11099	Needle Holder Bracket .....
213398	---	" " " 213236 with 234715, 234716, two each 200797c, 201183F, 201537H and 225604 ....
201206F	13410	Needle Holder Bracket Screw ....
201183F	13423	" " Cap Screw .....
200797c	11099	" " Stud .....
201537H	12319	" " " Nut .....
225604	13402	" " " Washer .....
200117F	11097	" Set Screw .....
221472	13411	" Vibrating Cam and Gear, 48 teeth .....
221475	---	Needle Vibrating Cam and Gear 221472 with 200062H and 213203 ..
200062H	12311	Needle Vibrating Cam and Gear Adjusting Screw .....
221470	13404	Needle Vibrating Cam and Gear Driving Gear, 16 teeth, with two 200383c .....
200383c	12311	Needle Vibrating Cam and Gear Driving Gear Set Screw .....
213802	11098	Needle Vibrating Cam and Gear Segment Lever with 201809, 204928 and 215691 .....
234706	---	Needle Vibrating Cam and Gear Segment Lever Bushing .....
204922	11099	Needle Vibrating Cam and Gear Segment Lever Connecting Link (lower or upper) .....
204841	---	Needle Vibrating Cam and Gear Segment Lever Connecting Link 204922 with 204923 .....
204923	11642	Needle Vibrating Cam and Gear Segment Lever Connecting Link Bushing .....
200110B	13404	Needle Vibrating Cam and Gear Segment Lever Connecting Link Screw .....

No.	Plate	Name
204924	13404	Needle Vibrating Cam and Gear Segment Lever Connecting Link Screw Washer .....
213241	11098	Needle Vibrating Cam and Gear Segment Lever Connection (lower) with 214005 .....
213242	11098	Needle Vibrating Cam and Gear Segment Lever Connection (upper) with 214005 .....
213243	11098	Needle Vibrating Cam and Gear Segment Lever Connection Bracket .....
213277	---	Needle Vibrating Cam and Gear Segment Lever Connection Bracket 213243 with 213241, 213242, two each 201275D, 204841, 204924, 213265 and four 200110B ..
200571B	11090	Needle Vibrating Cam and Gear Segment Lever Connection Bracket Screw (lower) .....
200574E	11642	Needle Vibrating Cam and Gear Segment Lever Connection Bracket Screw (upper) .....
200791E	13404	Needle Vibrating Cam and Gear Segment Lever Connection Screw Stud Slide (2) .....
228026	10884	Needle Vibrating Cam and Gear Segment Lever Connection Screw Stud Slide Washer (2) ..
201581B	13404	Needle Vibrating Cam and Gear Segment Lever Connection Screw Stud Slide Wing Nut (2)
213265	11100	Needle Vibrating Cam and Gear Segment Lever Connection Slide Block .....
201275D	13410	Needle Vibrating Cam and Gear Segment Lever Connection Slide Block Screw .....
206505	11100	Needle Vibrating Cam and Gear Segment Lever Connection Stop Block .....
200135E	11642	Needle Vibrating Cam and Gear Segment Lever Connection Stop Block Screw .....
225908	11100	Needle Vibrating Cam and Gear Segment Lever Connection Stop Block Screw Washer .....

No.	Plate	Name
206008	---	Needle Vibrating Cam and Gear Segment Lever Connection Stop Block complete, Nos. 200135e, 206505 and 225908 (2) .....
*214005	---	Needle Vibrating Cam and Gear Segment Lever Connection Stud with 204020 .....
201816	12307	Needle Vibrating Cam and Gear Segment Lever Roller .....
201809	13404	Needle Vibrating Cam and Gear Segment Lever Roller 201816 with 202556 .....
202556	---	Needle Vibrating Cam and Gear Segment Lever Roller Stud .....
*204928	---	Needle Vibrating Cam and Gear Segment Lever Shaft .....
202574	11635	Needle Vibrating Cam and Gear Segment Lever Shaft Collar with 200380c .....
200380c	12319	Needle Vibrating Cam and Gear Segment Lever Shaft Collar Set Screw .....
215691	11642	Needle Vibrating Cam and Gear Segment Lever Shaft Position Pin .....
213203	13412	Needle Vibrating Cam and Gear Stud .....
201501b	13404	Needle Vibrating Cam and Gear Stud Nut .....
200343c	13404	Needle Vibrating Cam and Gear Stud Set Screw .....
213240	11100	Needle Vibrating Lever (2) .....
213250	11100	" " " Bearing (left) .....
234704	11100	Needle Vibrating Lever Bearing (right) .....
204020	---	Needle Vibrating Lever Friction (leather) .....
200117f	11097	Needle Vibrating Lever Set Screw .....
213826	13413	Piercer .....
213260	13411	" Bar .....
214003	---	" " 213260 with 213262 and 221481 .....
221481	13404	Piercer Bar Bushing (lower) .....
200352c	11635	" " " " Set Screw .....
213262	11100	Piercer Bar Bushing (upper) .....
200352c	11635	" " " " Set Screw .....

No.	Plate	Name
213248	11100	Piercer Bar Driving Cam with two 200362c .....
213258	11100	Piercer Bar Driving Cam Connection with 200057h and 200066d ..
213247	11642	Piercer Bar Driving Cam Connection 213258 with 200128e, 213248 and 213740 .....
221461	11642	Piercer Bar Driving Cam Connection Crank with 200070c, 200740c and 201520h .....
200740c	11101	Piercer Bar Driving Cam Connection Crank Ball Screw .....
201520h	11101	Piercer Bar Driving Cam Connection Crank Ball Screw Nut .....
200070c	11642	Piercer Bar Driving Cam Connection Crank Pinch Screw .....
200057h	13404	Piercer Bar Driving Cam Connection Pinch Screw .....
200066d	11642	Piercer Bar Driving Cam Connection Pinch Screw .....
213740	11101	Piercer Bar Driving Cam Retaining Washer .....
200128e	11642	Piercer Bar Driving Cam Retaining Washer Screw .....
200362c	12311	Piercer Bar Driving Cam Set Screw .....
213249	11101	" " Lifting Bracket with two 201052c .....
201052c	13423	Piercer Bar Lifting Bracket Set Screw .....
213804	13411	Piercer Bar Lifting Rock Shaft .....
215720	11642	" " " " " Bushing (2) .....
201254c	13410	Piercer Bar Lifting Rock Shaft Bushing Set Screw (2) .....
201524e	13404	Piercer Bar Lifting Rock Shaft Bushing Set Screw Nut (2) .....
204197	11635	Piercer Bar Lifting Rock Shaft Collar with 200113f .....
200113f	12308	Piercer Bar Lifting Rock Shaft Collar Set Screw .....
*213738	---	Piercer Bar Lifting Rock Shaft Crank with 201812 .....
213255	11098	Piercer Bar Lifting Rock Shaft Crank 213738 with 203339 and 213804 .....
214004	---	Piercer Bar Lifting Rock Shaft Crank 213255 with 213249 .....
203339	11642	Piercer Bar Lifting Rock Shaft Crank Position Pin .....

No.	Plate	Name
201812	11642	Piercer Bar Lifting Rock Shaft Crank Roller and Stud .....
213253	11101	Piercer Holder with 200117F .....
200076D	11642	" " Screw .....
200117F	11097	" Set Screw .....
213791	13411	Presser Bar (hollow) .....
204252	12308	" " Lifter .....
200550C	12311	" " " Hinge Screw ...
202179	11643	" " Lifting Bracket with 200387C .....
204254	12307	Presser Bar Lifting Bracket Position Guide .....
200362C	12311	Presser Bar Lifting Bracket Position Guide Set Screw .....
200387C	11643	Presser Bar Lifting Bracket Set Screw .....
204327	----	Presser Bar Packing Washer (felt)
200504E	13404	" " Screw Bushing (lower)
204255	13404	" " Spring .....
200491B	12344	" " Thumb Screw (pressure regulating) .....
200436E	13404	Presser Foot Adjusting Screw ....
200086F	12308	" " " " Clamp Screw .....
221479	13404	Presser Foot Hinge Pin .....
229685	13404	" " " Stud .....
200397H	13404	" " " Set Screw .....
229706	13407	" " Plate (left) .....
229707	13407	" " " (right) .....
206653	14214	" " Shank (left) with 200086F, 200397H and 200436E ..
229775	14214	Presser Foot Shank 206653 with 221479 and 229706 .....
229796	13407	Presser Foot Shank (right) with 200086F .....
229776	14214	Presser Foot Shank 229796 with 221479 and 229707 .....
200086F	12308	Presser Foot Shank (right) Set Screw .....
229674	13407	Presser Foot Spring .....
202737	13404	" " " Collar with 200380C .....
200380C	12319	Presser Foot Spring Collar Set Screw .....
229711	14214	Presser Foot (hinged) (narrow) complete, Nos. 229685, 229775 and 229776 .....
202068	12153	Spool Holder Base .....
204551	11636	" " " Bracket (for two spools) .....

No.	Plate	Name
200257D	13404	Spool Holder Base Bracket Screw
204552	11636	Spool Holder Base Bracket complete, Nos. 204551, two each 200575H and 204297 .....
200575H	12311	Spool Holder Base Screw .....
204296	12153	" " Wire .....
200079H	12311	" " " Hinge Screw ...
204297	12153	Spool Holder complete, Nos. 200079H, 202068 and 204296 .....
212920	----	Take-up Cam with 200335C and 200430C .....
203268	13411	Take-up Cam 212920 with 200383C, 200658C and 201519E .....
203172	12307	Take-up Cam Friction Washer ...
200430C	12311	" " Position Screw .....
200383C	12311	" " " " Check Screw .....
200335C	12311	Take-up Cam Set Screw .....
203311	13404	" Lever .....
221454	----	" " 203311 with 204263 ..
204263	13404	" " Bearing with 204264 ..
204264	11643	" " " Position Pin ..
200042F	12311	" " " Screw .....
201816	12307	" " Roller .....
203312	13404	Take-up Lever complete, Nos. 200042F, 201816 and 221454 .....
202402	11643	Tension Disc .....
202990	11643	" " Position Pin .....
213267	11101	" Release Cam .....
200290C	13413	" " " Screw .....
207069	13423	" " " Stop Pin .....
213213	13413	" " Lever .....
200290C	13413	" " " Screw .....
213214	13413	" " " Spring .....
200318H	13413	" " " Screw ...
202075	11643	" " Plunger .....
203750	13423	" " Slide .....
206608	13423	" " " Spring .....
13710	13428	" Spring .....
200632B	11643	" Stud .....
200397H	13404	" " Set Screw .....
201572B	10881	" Thumb Nut .....
204271	11643	" Washer .....
203753	13428	Tension complete, Nos. 13710, 200632B, 201572B, 202075, 204271 and two 202402 .....
213934	11644	Thread Controller Bracket .....



No.	Plate	Name
213935	—	Thread Controller Bracket 213934 with 200152u, 213937 to 213939, two each 200315u, 202098, 213936 and four 213940 .....
202108	13404	Thread Controller Bracket Position Pin .....
200098F	12307	Thread Controller Bracket Screw ..
213936	11644	" " Plate .....
202098	11644	" " Roller .....
213937	11644	" " " Guard (back) .....
213938	11644	" " " " (front) .....
213939	11644	" " " " Clamp .....
200152u	11644	" " " " " Screw .....
213940	11644	Thread Controller Roller Guard Clamp Screw Washer .....
200315u	11644	Thread Controller Roller Screw ..
219866	11644	" " Spring (back) .....
219867	11644	" " " (front) .....
213942	11644	" " " Adjusting Collar (back) .....
200089D	11635	Thread Controller Spring Adjusting Collar (back) Clamp Screw .....
225604	13402	Thread Controller Spring Adjusting Collar (back) Clamp Screw Washer .....
213941	11644	Thread Controller Spring Adjusting Collar (front) with 200397u .....
200397u	13404	Thread Controller Spring Adjusting Collar (front) Set Screw .....
213943	11644	Thread Controller Spring Stop (adjustable) .....
200089D	11635	Thread Controller Spring Stop Screw .....
213944	11644	Thread Controller Spring Stud ..
200355u	12319	" " " " Set Screw .....
228026	10884	Thread Controller Spring Stud Washer .....
203313	13413	Thread Guide .....
204459	13413	" " (2) .....
204281	11643	" Retainer Guide Wire .....
202091	11643	" " Sleeve .....
202092	11643	" " Spring (spiral) .....
204058	11643	" " Stud .....
200368H	11643	" " " Set Screw .....
204059	11643	Thread Retainer complete, Nos. 202091, 202092 and 204058 .....

No.	Plate	Name
212826	13413	Throat Plate with 212863 and two 200587D .....
200161D	12319	Throat Plate Clamp Screw .....
212863	13413	" " Needle Guard .....
200587D	13413	" " " " Screw ..
202062	12308	" " Position Pin .....
200577H	12311	" " Screw .....

## MACHINE No. 72w20

Same as No. 72w19 with the following exceptions:

No.	Plate	Name
234744	13428	Auxiliary Piercer, in place of 234739
234756	13426	Feed Dog, in place of 212827
234767	—	Needle Bar 213244 with 201206F, 213256 and 234765, in place of 213387
234764	13423	Needle Holder Bracket, in place of 213236
234765	—	Needle Holder Bracket 234764 with 234715, 234716, 234766, two each 200172n, 200797c, 201183F, 201537n and 225604, in place of 213398
234766	13423	Needle Holder Thread Guide
200172n	13423	" " " " Screw
234768	13424	" Vibrating Cam and Gear, 48 teeth, in place of 221472
234769	—	Needle Vibrating Cam and Gear 234768 with 200062n and 213203, in place of 221475
213388	13412	Needle Vibrating Cam and Gear Segment Lever Connection (lower) with 214005, in place of 213241
234752	13424	Needle Vibrating Cam and Gear Segment Lever Connection (upper) with 214005, in place of 213242
234753	—	Needle Vibrating Cam and Gear Segment Lever Connection Bracket 213243 with 213388, 234752, two each 201275n, 204841, 204924, 213265 and four 200110n, in place of 213277
234754	13423	Piercer, in place of 213826
234757	—	Presser Foot Plate (left), in place of 229706
234770	—	Presser Foot Plate (right), in place of 229707
234759	—	Presser Foot Shank (left) with 200086F, 200397n and 200436F, in place of 206653
234760	13426	Presser Foot Shank 234759 with 221479 and 234757, in place of 229775

No.	Plate	Name
234761	—	Presser Foot Shank (right) with 200086F, in place of 229796
234771	13426	Presser Foot Shank 234761 with 221479 and 234770, in place of 229776
234772	13426	Presser Foot (hinged) complete, Nos. 229685, 234760 and 234771, in place of 229711
234755	13426	Throat Plate, in place of 212826

## ACCESSORIES

FOR MACHINE No. 72w19

No.	Plate	Name
234739	13428	Auxiliary Piercer .....
213710	11635	Bobbin (10) .....
*225482	-----	" Case Screw Driver Blade ..
*225483	-----	" " " " Handle ..
225497	12153	Bobbin Case Screw Driver complete, Nos. 225482 and 225483 ..
225486	13410	Needle Holder Stud Nut Wrench..
213825	13413	Piercer .....
213826	13413	" .....
231702	-----	Tweezers .....
130 x 3	-----	Needles, twelve, size 12 .....
228213	-----	Drip Pan with four wood screws $\frac{1}{2}$ in., No. 5 .....
41400	12153	Machine Rest Pin (wood) .....
120342	12153	Oiler with 120343 .....
120343	12153	" Spout, $3\frac{1}{2}$ in. long .....
*225484	-----	Screw Driver Blade .....
*225485	-----	" " Handle .....
225498	12153	Screw Driver complete (7 $\frac{1}{4}$ in. long, Nos. 225484 and 225485 ..
225554	12153	Wrench (steel) .....

### BOBBIN WINDER

#### Swing Automatic, Right Hand

225453	10884	Frame with 202277 and 225438 .....
225454	10884	" Hinge Pin .....
202277	-----	" Oil Packing (wick) .....
225438	10884	" " Well Cap .....
225455	10884	" Spring .....
225456	10884	" " Plunger .....
202473	10885	Pulley with 200380c .....
200380c	12319	" Set Screw .....
225381	10884	Spindle .....
225444	10884	Stop Latch .....
200056e	10884	" " Screw .....
225458	10884	" " Thumb Lever .....
225459	10884	" " " " Hinge Stud .....
225460	10884	" " " " Joint Stud .....
202478	10884	" " Trip Lever .....
200299h	10884	" " " " Hinge Screw .....

No.	Plate	Name
225461	10881	Tension Bracket with 201499b .....
200082b	10881	" " Screw .....
228026	10884	" " " Washer .....
2102	10881	" Disc .....
202407	10881	" Spring .....
201499b	10881	" Stud .....
201572b	10881	" " Thumb Nut .....
225462	10881	Bobbin Winder Tension Bracket complete, Nos. 201572b, 202407, 225461 and two 2102 .....
225433	10885	Bobbin Winder and Tension Bracket Base .....
225382	10885	Universal Bobbin Winder complete, Nos. 200056e, 200082b, 200299h, 202473, 202478, 225381, 225433, 225444, 225453 to 225456, 225458 to 225460, 225162, 228026 and two wood screws $\frac{3}{4}$ in., No. 12, R.H.B.

### KNEE LIFTER

227781	11659	Knee Lifter Rock Lever with 200522c and 200529c .....
227782	-----	Knee Lifter Rock Lever 227781 with two each 202451 and 202452 .....
227783	11659	Knee Lifter Rock Lever 227782 with 202985 and 227728 .....
202453	11659	Knee Lifter Rock Lever Knee Plate with 200526c .....
202985	-----	Knee Lifter Rock Lever Knee Plate 202453 with 202455 .....
202455	11659	Knee Lifter Rock Lever Knee Plate Arm (short) .....
200522c	12319	Knee Lifter Rock Lever Knee Plate Arm Set Screw .....
200526c	12319	Knee Lifter Rock Lever Knee Plate Set Screw .....
202451	11659	Knee Lifter Rock Lever Lug with two wood screws $\frac{3}{4}$ in., No. 12 .....
202452	12319	Knee Lifter Rock Lever Lug Hinge Pin .....
227728	11659	Knee Lifter Rock Lever Rod, 3 in. long, with 227729 .....
*227729	-----	Knee Lifter Rock Lever Rod Cap or Oil Guard .....
200529c	12319	Knee Lifter Rock Lever Rod Set Screw .....

(Other Knee Lifter Parts are listed with parts of machine head)

## FOR MACHINE No. 72w20

Same as Machine No. 72w19 with the following exceptions:

No.	Plate	Name
234744	13428	Auxiliary Piercer, in place of 234739
234754	13423	Piercer, in place of 213825
(213826)		Piercer, not used)

**PRESSER FEET**

## FOR MACHINE No. 72w19

200436F	13404	Presser Foot Adjusting Screw
200086F	12308	" " " " Clamp Screw
221479	13404	Presser Foot Hinge Pin
229685	13404	" " " Stud
200397H	13404	" " " " Set Screw
229706	13407	" " Plate (left)
229707	13407	" " " (right)
206653	14214	" " Shank (left) with 200086F, 200397H and 200436F
229775	14214	Presser Foot Shank 206653 with 221479 and 229706
229796	13407	Presser Foot Shank (right) with 200086F
229776	14214	Presser Foot Shank 229796 with 221479 and 229707
200086F	12308	Presser Foot Shank (right) Set Screw
229711	14214	Presser Foot (hinged) (narrow) complete, Nos. 229685, 229775 and 229776
200436F	13404	Presser Foot Adjusting Screw
200086F	12308	" " " " Clamp Screw
221479	13404	Presser Foot Hinge Pin
229685	13404	" " " Stud

No.	Plate	Name
200397H	13404	Presser Foot Hinge Stud Set Screw
229706	13407	" " Plate (left)
229835	---	" " " (right)
229672	---	" " Shank (left) with 200086F, 200397H and 200436F
229772	---	Presser Foot Shank 229672 with 221479 and 229706
229796	13407	Presser Foot Shank (right) with 200086F
229836	---	Presser Foot Shank 229796 with 221479 and 229835
200086F	12308	Presser Foot Shank (right) Set Screw
229837	13407	Presser Foot (hinged) complete, Nos. 229685, 229772 and 229836

**CORD HOLDER**

213289	11098	Cord Holder
200809R	11097	" " Screw

## HEMMERS

No. Plate Name  
230192 11649 Hemmer on Shank, for hems from  
 $\frac{1}{8}$  to  $\frac{1}{2}$  inch .....

Note: State width required on order.

### HEMMER (REVERSE)

230190 11649 Hemmer on Shank, for hems from  
 $\frac{1}{4}$  to  $\frac{3}{4}$  inch .....

Note: State width required on order.

### HEMMER

#### (Right Hand)

Folds  $\frac{5}{8}$  in. Hem

230524 14606 Base Plate with 225706 .....

225706 13410 " " Position Pin .....

200246B 13410 " " Screw .....

201525E 13402 " " " Nut .....

225708 13410 " " Spring .....

230713 11650 Folder on Shank .....

200187B 13410 " " " Screw .....

230484 13410 " " " Washer .....

230714 11651 Tongue with two 200133B .....

200133B 13410 " Screw .....

230711 11652 Hemmer complete, Nos. 200246B,  
201525E, 225708, 230484, 230524,  
230713, 230714 and two 200187B..

### HEMMER

#### (Right Hand)

Folds  $\frac{3}{4}$  in. Hem

230524 14606 Base Plate with 225706 .....

225706 13410 " " Position Pin .....

200246B 13410 " " Screw .....

201525E 13402 " " " Nut .....

225708 13410 " " Spring .....

230715 11650 Folder on Shank .....

200187B 13410 " " " Screw .....

230484 13410 " " " Washer .....

230716 11651 Tongue with two 200103B .....

200103B 13410 " Screw .....

230712 11652 Hemmer complete, Nos. 200246B,  
201525E, 225708, 230484, 230524,  
230715, 230716 and two 200187B..

## HEMMER

### (Right Hand) (Small Opening)

Folds  $\frac{1}{8}$ ,  $\frac{1}{4}$  and  $\frac{1}{2}$  in. Hems

Note: State width of hem required.

No.	Plate	Name
230524	14606	Base Plate with 225706 .....
225706	13410	" " Position Pin .....
200246B	13410	" " Screw .....
201525E	13402	" " " Nut .....
225708	13410	" " Spring .....
230532	14608	Folder on Shank .....
200187B	13410	" " " Screw .....
230484	13410	" " " Washer .....
230533	14608	Tongue with two 200133B .....
200133B	13410	" Screw .....
230535	14609	Hemmer complete, Nos. 200246B, 201525E, 225708, 230484, 230524, 230532, 230533 and two 200187B ..

### HEMMER

#### (Right Hand) (Large Opening)

Folds  $\frac{1}{2}$ ,  $\frac{3}{4}$  and  $\frac{1}{2}$  in. Hems

Note: State width of hem required.

230898	13425	Base Plate .....
200246B	13410	" " Screw .....
201525E	13402	" " " Nut .....
225708	13410	" " Spring .....
230899	13425	Folder on Shank .....
200187B	13410	" " " Screw .....
230484	13410	" " " Washer .....
230900	13425	Tongue with two 200164B .....
200164B	13410	" Screw .....
230901	13425	Hemmer complete, Nos. 200246B, 201525E, 225708, 230484, 230898 to 230900 and two 200187B .....

### HEMMER

#### (Right Hand)

Folds Hems from  $\frac{1}{8}$  to  $2\frac{1}{2}$  in., in steps of  $\frac{1}{16}$  inch

Note: State width of hem required.

230524	14606	Base Plate with 225706 .....
225706	13410	" " Position Pin .....
200246B	13410	" " Screw .....
201525E	13402	" " " Nut .....



No.	Plate	Name
230515	14605	Bracket (lower) with two 200078b
200158R	13410	" " Screw
230484	13410	" " Washer
230514	14605	" (upper) with 200462b and two 200160b
200078b	12307	Bracket (upper) Screw
230510	14605	Folder Arm and Guard (right)
200160b	13410	" " " Screw
230511	14605	" and Arm (left)
200462b	13410	" " " Adjustable Thumb Screw
226163	13410	Folder and Arm (left) Adjustable Thumb Screw Washer
230512	14605	Tongue (left) with two 200164b
200164b	13410	" " Screw
230513	14605	" (right) with two 200164b
200164b	13410	" " Screw
230517	14609	Hemmer (adjustable) (left hand) complete, Nos. 200246b, 201525b, 225708, 226163, 230484, 230510 to 230516 and two 200158b

## BOX PLAITER

(ADJUSTABLE)

230001	14526	Base Plate
230002	14526	" " Arm Bracket with two 200344c
200344c	14527	Base Plate Arm Bracket Adjusting Screw
200048b	14527	Base Plate Arm Bracket Screw
230003	14526	" " Cloth Guide (left)
230004	14526	" " " (right)
200169b	14527	" " " Screw
200048b	14527	" " Screw
230005	14527	Folder Blade (left) (adjustable)
230006	14527	" " (right) (adjustable)
230007	14526	" " Plate
200344c	14527	" " " Adjusting Screw
200053b	12311	" " " Screw

No.	Plate	Name
200169b	14527	Folder Blade Screw
230008	14527	Presser Foot
230009	14528	Space Gauge (left)
230010	14528	" " (right)
230011	14528	" " Adjustable Slide (left)
230012	" " " " 230011 with 200176b, 200186b, 202603 and 230009	
230013	14528	Space Gauge Adjustable Slide (right)
230014	14529	Space Gauge Adjustable Slide 230013 with 200176b, 200186b, 202603 and 230010
200186b	14527	Space Gauge Screw (long)
202603	14527	" " " Washer
200176b	14527	" " " (short)
200472b	14527	" " Thumb Screw
202603	14527	" " " Washer
230015	14529	Box Plaiter (adjustable) complete, Nos. 200472b, 202603, 230001 to 230008, 230012, 230014, two 200053b, four 200169b and five 200048b

## LAP SEAM FELLER

(ADJUSTABLE)

For Joining Lace to Cloth or Two Pieces of Cloth with Double Hemstitch

230260	14581	Base Plate
200157b	13410	" " Screw
230258	14581	Folder on Shank (left)
230259	14581	" " (right)
200170b	13410	" Screw
230261	14581	Lap Seam Feller (adjustable) complete, Nos. 230258 to 230260 and two 200170b

## PICOT EDGE CUTTING DEVICE

No.	Plate	Name
234719	13421	Blade (lower) .....
350124c	13427	" " Position Screw Stud
201634D	13427	" " " " " "
		Thumb Nut .....
202603	14527	Blade (lower) Position Screw Stud Washer .....
234720	13421	Blade (upper) .....
234721	13421	" Arm .....
234722	13421	" " Bracket with 200036D ..
200036D	11090	" " " Pinch Screw ....
234723	13421	" " " Support .....
200082D	10881	" " Screw .....
234735	13421	" " Shim .....
234724	13421	" Hinge Stud .....
200162D	13427	" " " Cap Screw .....
234725	13421	" Operating Connection .....
350125F	13427	" " " Hinge Screw (lower) .....
201319c	13427	Blade Operating Connection Hinge Screw (upper) .....
234726	13421	Blade Operating Lever .....
350126c	13427	" " " Screw .....
201706c	13427	" " " " Nut ...
221486	13427	" Spring .....
234728	---	Picot Edge Cutting Device complete, Nos. 200162D, 201319c, 201634D, 201706c, 202603, 221486, 234719 to 234726, 350124c, 350125F, 350126c, two each 200082D and 234735 .....
200436F	13404	Presser Foot Adjusting Screw ....
200086F	12308	" " " " Clamp Screw .....
221479	13404	Presser Foot Hinge Pin .....
229685	13404	" " " Stud .....
200397H	13404	" " " " Set Screw
234729	---	" " Plate (left) .....
234730	---	" " " (right) .....
234736	---	" " Shank (left) with 200086F, 200397H and 200436F ..
234731	13427	Presser Foot Shank 234736 with 221479 and 234729 .....
229796	13407	Presser Foot Shank (right) with 200086F .....

No.	Plate	Name
234732	13427	Presser Foot Shank 229796 with 221479 and 234730 .....
234733	13427	Presser Foot (hinged) complete, Nos. 229685, 234731 and 234732...
234734	---	Picot Edge Cutting Device and Presser Foot complete, Nos. 234728 and 234733 .....

## OBSOLETE PARTS

202470	12320	Bobbin Winder Base .....
202471	12320	" " Frame .....
202472	12319	" " " Spring .....
202474	12320	" " Spindle .....
227522	12319	" " Stop Latch .....
202477	12319	" " " " Thumb Lever .....
227523	12320	Bobbin Winder complete, Nos. 200056E, 200161D, 200221D, 201537H, 202470 to 202474, 202477, 202478, 227522, three 200299H and two round head wood screws $\frac{3}{4}$ in., No. 12 .....
202480	12320	Bobbin Winder Spool Holder Base with 200355H and 202484 .....
202481	12320	Bobbin Winder Spool Holder Base Spool Pin .....
202482	12319	Bobbin Winder Spool Holder Ten- sion Disc (lower or upper) ....
202483	12319	Bobbin Winder Spool Holder Ten- sion Disc Spring (brass) .....
202484	12319	Bobbin Winder Spool Holder Ten- sion Disc Thread Guide .....
202485	12320	Bobbin Winder Spool Holder com- plete, Nos. 200011E, 202480, 202481, 202483, two 202482 and one wood screw 1 in., No. 12 ....

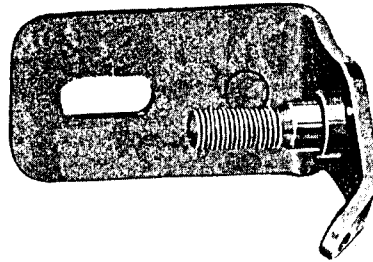


No.	Plate	Name
213290	11652	Face Plate with 200366n, 202087, 207069, two each 200368n, 200397n and 202090 .....
213266	11097	Face Plate Thread Guide .....
213291	11652	Face Plate complete, Nos. 200161n, 200303n, 200577n, 202088, 213213, 213214, 213231, 213266, 213267, 213290, two each 200290c, 201537n, 204059, 213872 and three 225604
230534	----	Hemmer Base Plate with 225706 ..
203250	12308	Hook Driving Shaft Collar with two 200393c .....
213239	11099	Needle Holder Stop Screw Washer
213198	13410	" Vibrating Cam and Gear Driving Gear, 16 teeth, with two 200383c .....
215697	13411	Needle Vibrating Cam and Gear, 48 teeth .....
215698	----	Needle Vibrating Cam and Gear 215697 with 200062n and 213203..
234751	13124	Needle Vibrating Cam and Gear Segment Lever Connection (lower) with 214005 .....
213811	13410	Piercer Bar Lifting Rock Shaft Bushing .....
Nos. 229681 to 229684, for 229705 and 229727		
229681	14204	Presser Foot Bracket .....
229682	14204	" " Heel Spring .....
229683	14204	" " " " Post .....
229684	14204	" " " " Washer .....
229703	14204	" " Plate (left), for 229769
229704	14204	" " " (right), for 229795
206651	----	" " Shank (left) with 229949, for 229763 and 229769 ..
229769	13407	Presser Foot Shank 206651 with 221479 and 229703, for 229705 ..
206652	----	Presser Foot Shank (right) with 229949, for 229764 and 229795 ..
229795	13407	Presser Foot Shank 206652 with 221479 and 229704, for 229705 ..
229705	14204	Presser Foot (hinged) complete, Nos. 206487, 207127, 229681 to 229684, 229769, 229795, two each 200057r, 201537r and 207125, to be used with Presser Bar 204251
229725	13408	Presser Foot Plate (left), for 229763
229726	13408	" " " (right), for 229764
229763	13408	" " Shank 206651 with 221479 and 229725, for 229727 ..

No.	Plate	Name
229764	13408	Presser Foot Shank 206652 with 221479 and 229726, for 229727 ..
229727	13408	Presser Foot (hinged) complete, Nos. 206487, 207127, 229681 to 229684, 229763, 229764, two each 200057r, 201537r and 207125, to be used with Presser Bar 204251 ..
229731	13409	Presser Foot Plate (left) with 200486n and 213648, for 229791 ..
229732	13409	Presser Foot Plate (right), for 229792 .....
229791	13409	Presser Foot Shank 207136 with 200175n, 205979, 207140 and 229731, for 229733 .....
229792	13409	Presser Foot Shank 207137 with 200175n, 205979, 207140 and 229732, for 229733 .....
213648	13409	Presser Foot (left) Strip Guide, for 229731 .....
229733	13409	Presser Foot (hinged) (adjustable) complete, Nos. 207138, 229791, 229792, two each 200112n and 228023, to be used with Presser Bar 221468 .....
229739	13409	Presser Foot (hinged) (adjustable) complete, Nos. 207138, 229787, 229788, two each 200112n and 228026, to be used with Presser Bar 221468 .....
234703	13413	Tension Release Lever Stop .....
213805	11101	Thread Controller Roller Guard Washer Thread Guard .....
213231	13410	Thread Controller and Spring complete, Nos. 202085 and 203745 ..
203745	13423	Thread Controller complete, Nos. 200300c, 200581n, 202698, 204274, 204275, 204333 and 213805 .....

PLATE 16881—FULL SIZE

225461




200082




202104



2102



225462



202407



201499



201572



PLATE 10884—FULL SIZE




PLATE 10885—ONE-FOURTH SIZE

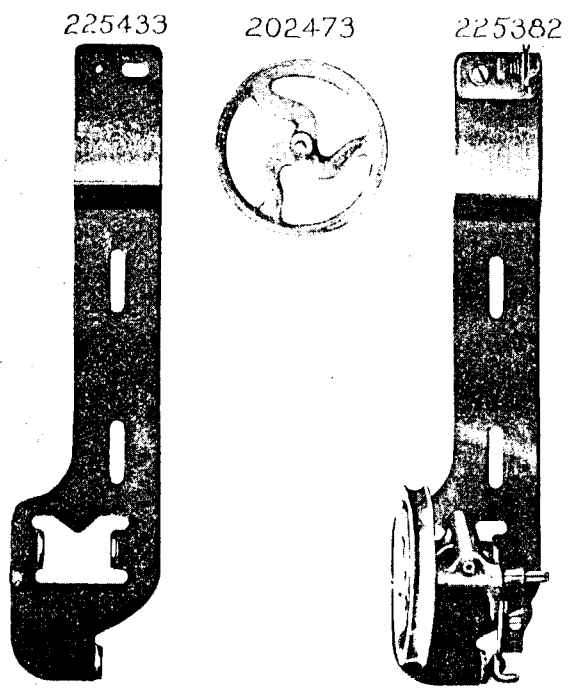


PLATE 11090—FULL SIZE

200571



200075



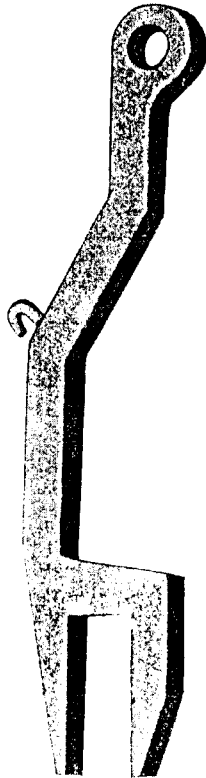
200348



201535



213789



200036



201850



201517



213218


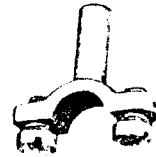


PLATE 11097—FULL SIZE

213261



200117



213266




213246



213233

213234



200809



PLATE 11098—ONE-HALF SIZE

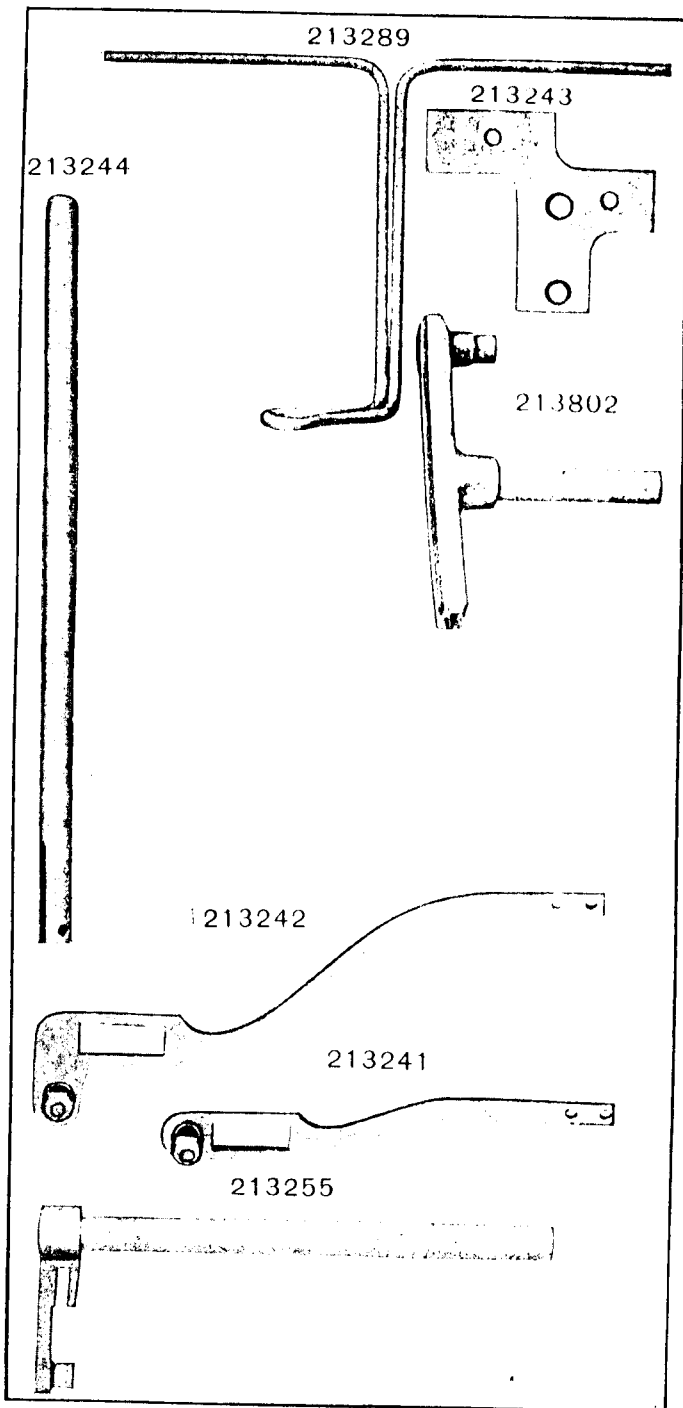


PLATE 11099—FULL SIZE

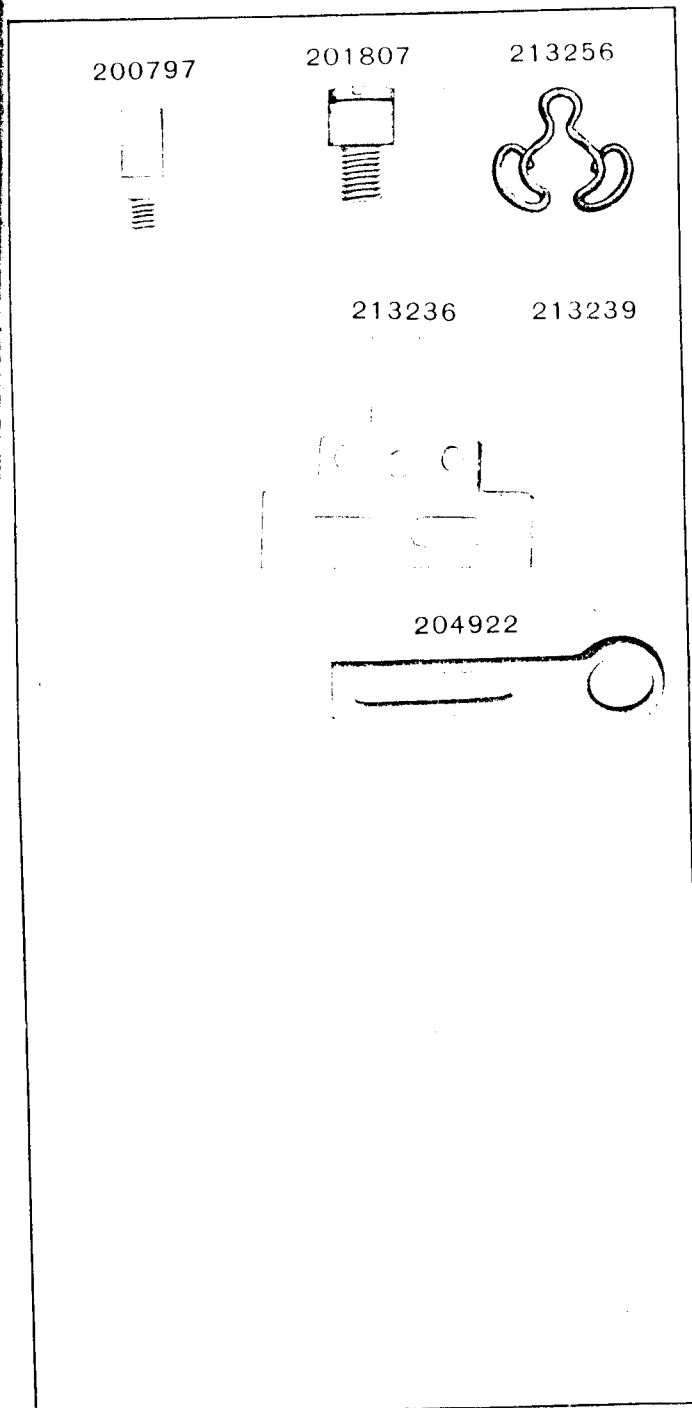


PLATE 11100—FULL SIZE

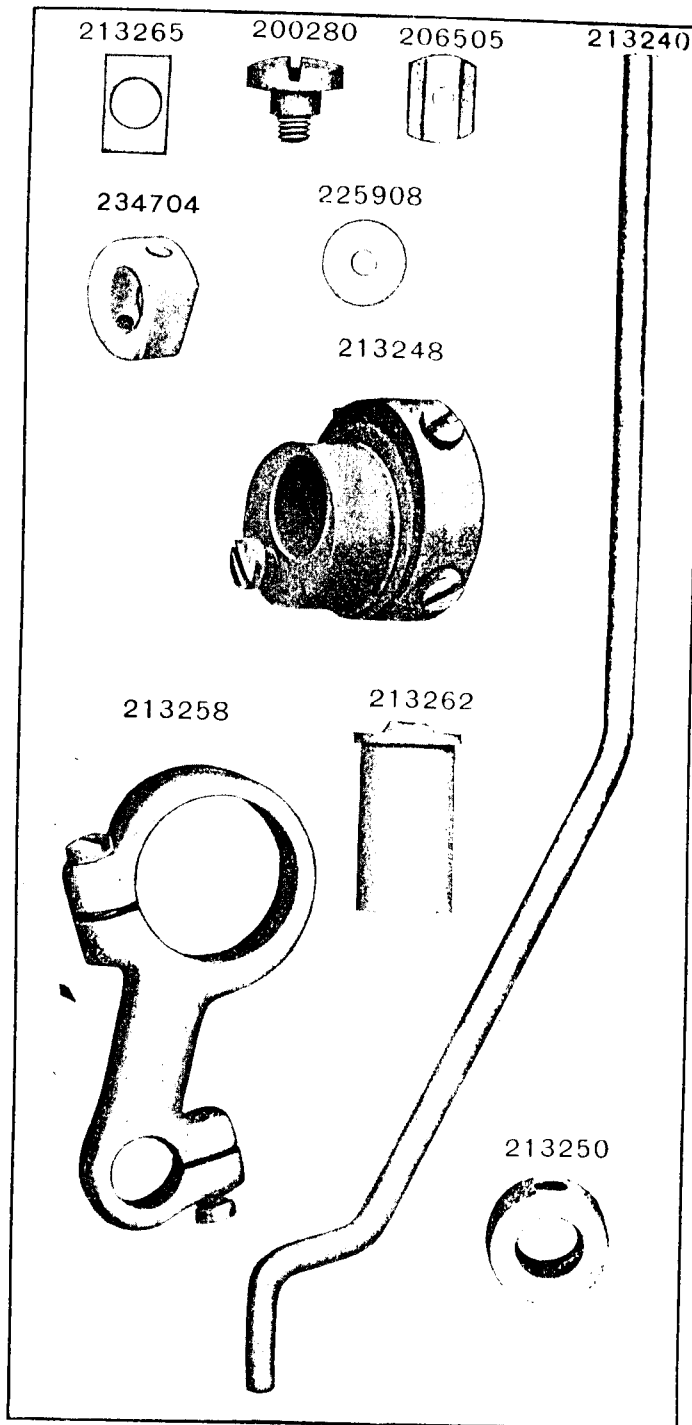


PLATE 11101—FULL SIZE

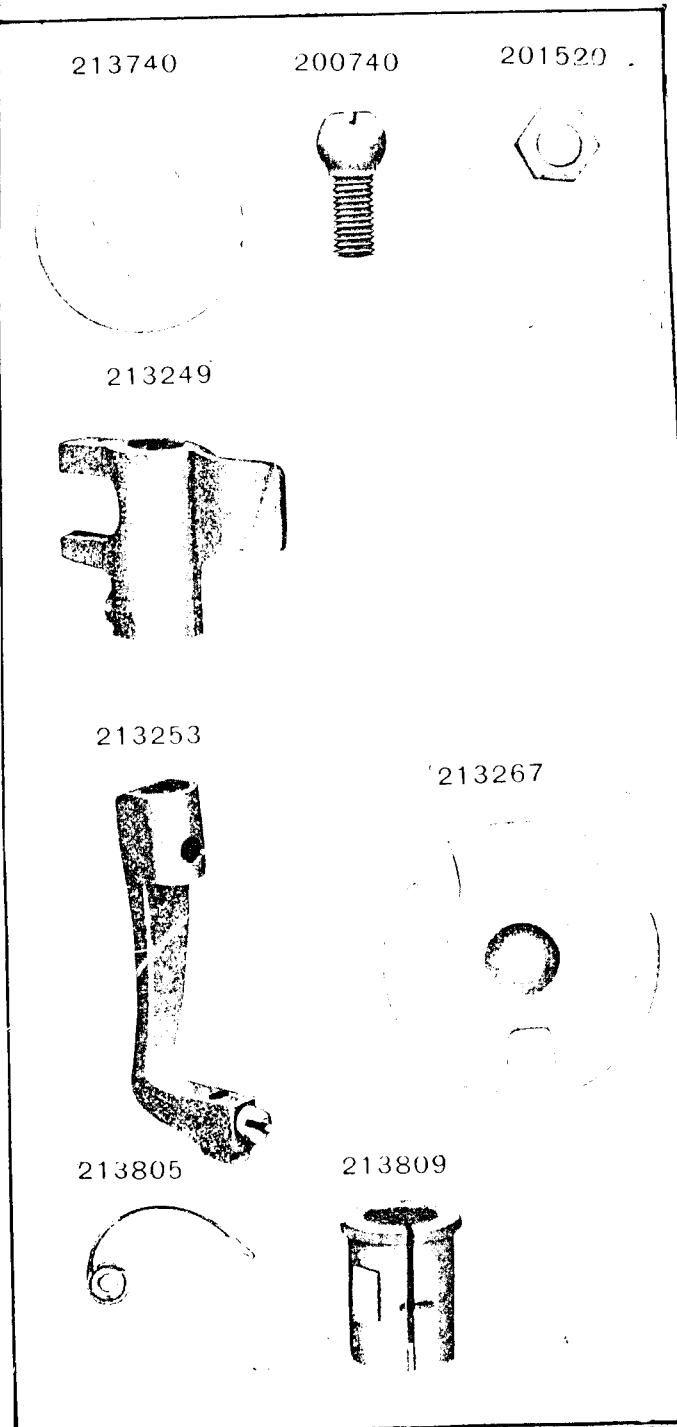


PLATE 11635-FULL SIZE

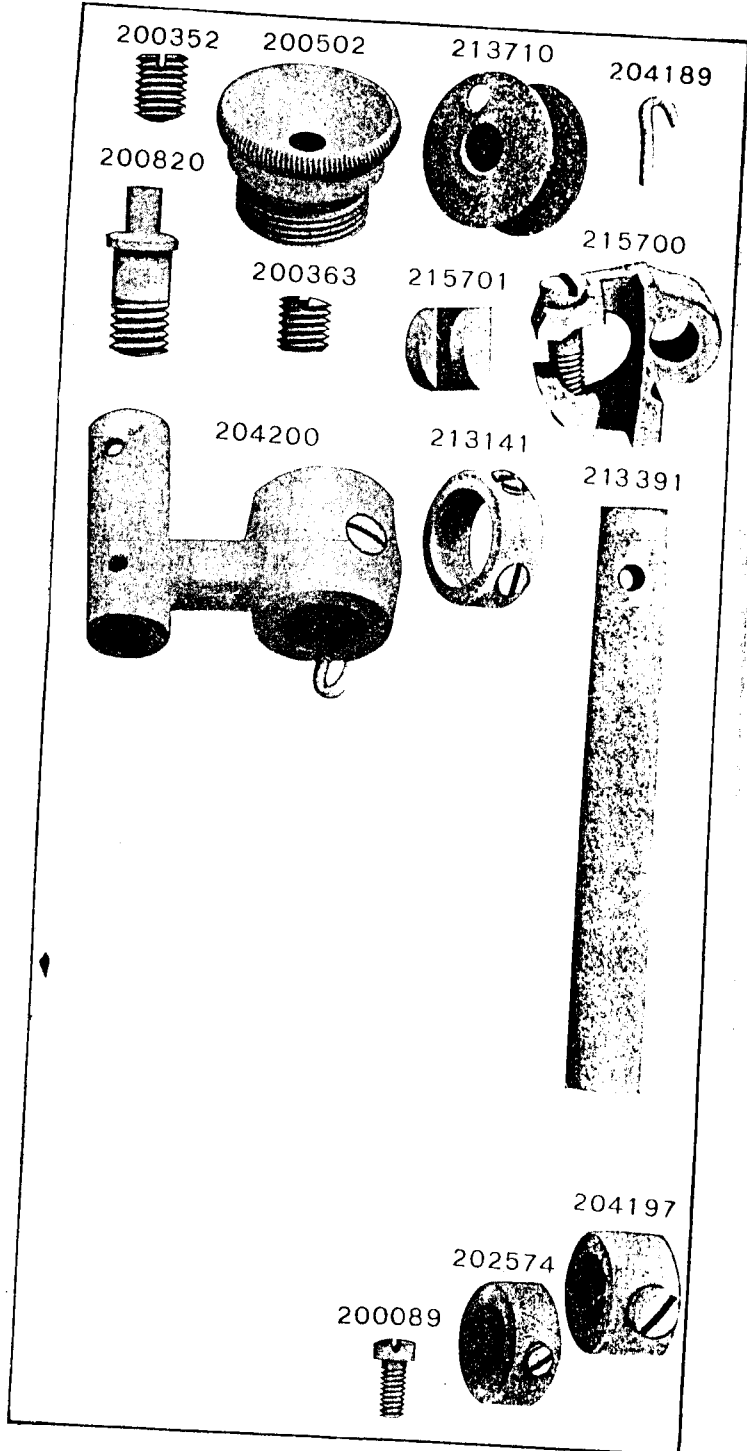


PLATE 11636-ONE-FOURTH SIZE

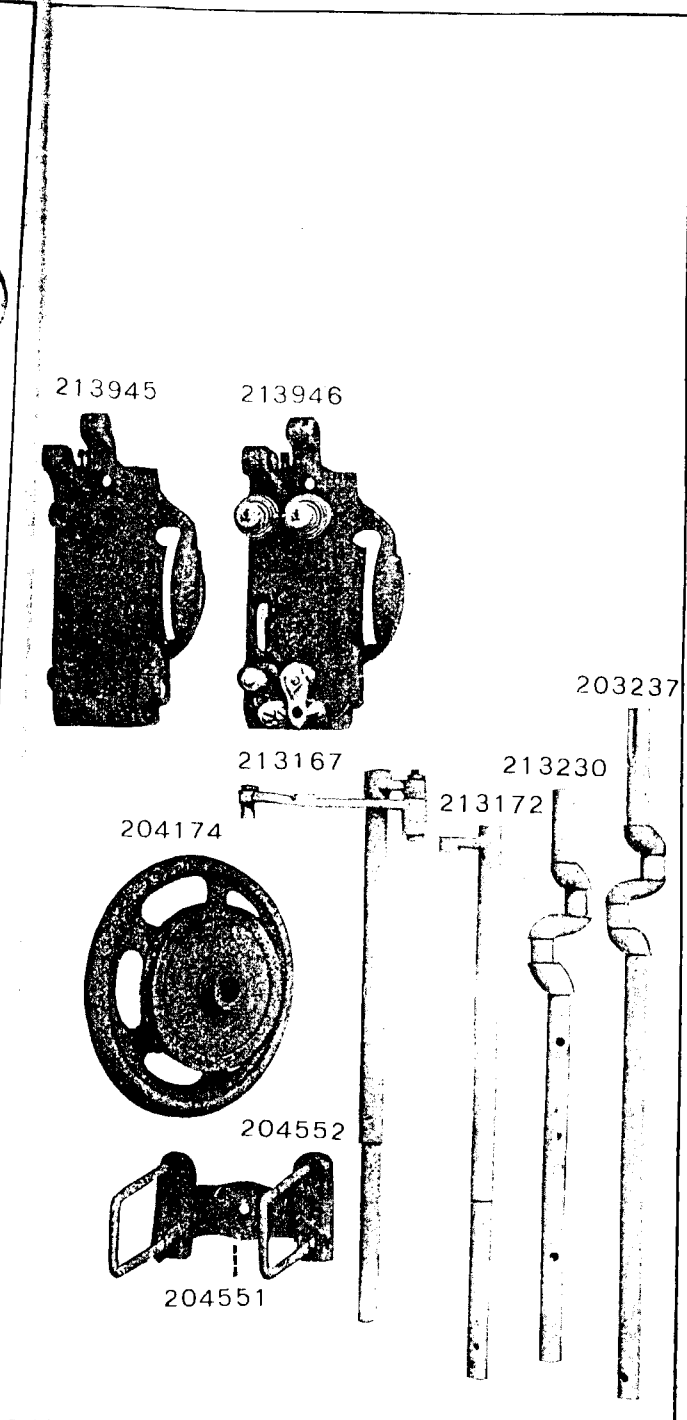


PLATE 11642 -FULL SIZE

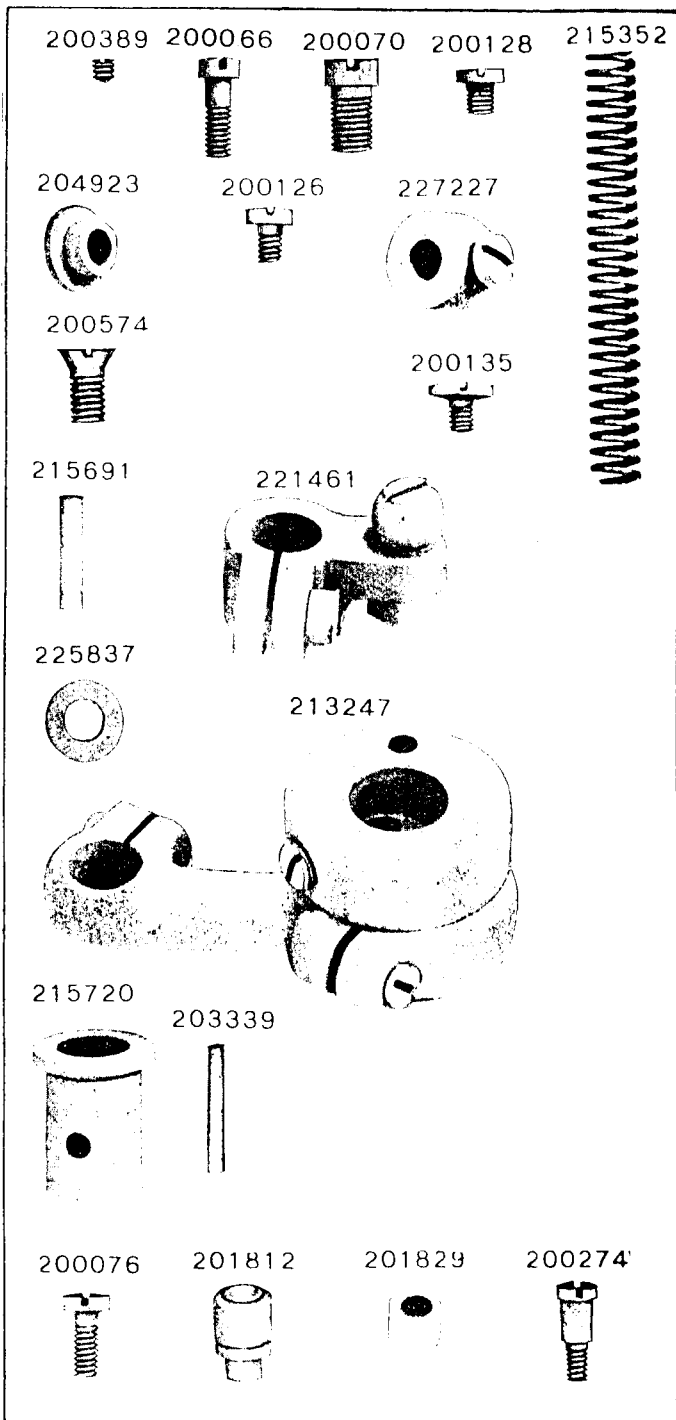


PLATE 11643 FULL SIZE

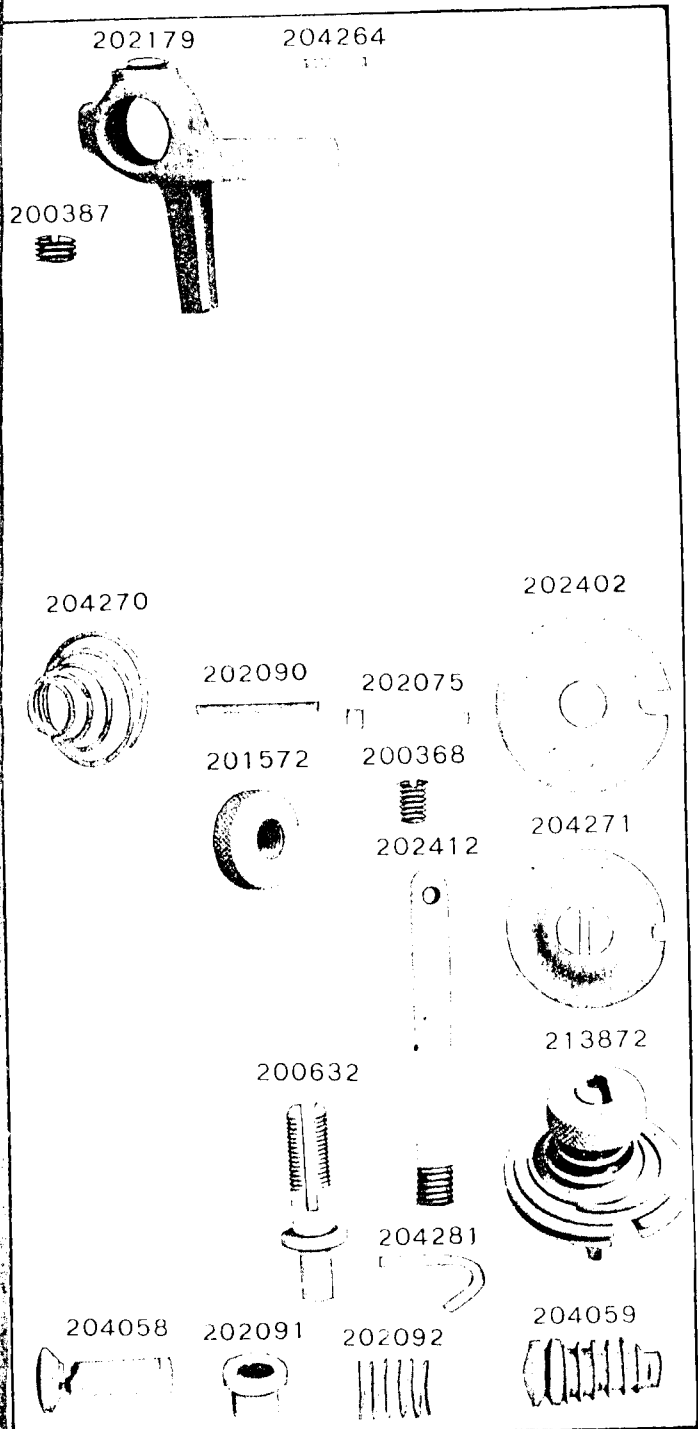




PLATE 11644 FULL SIZE

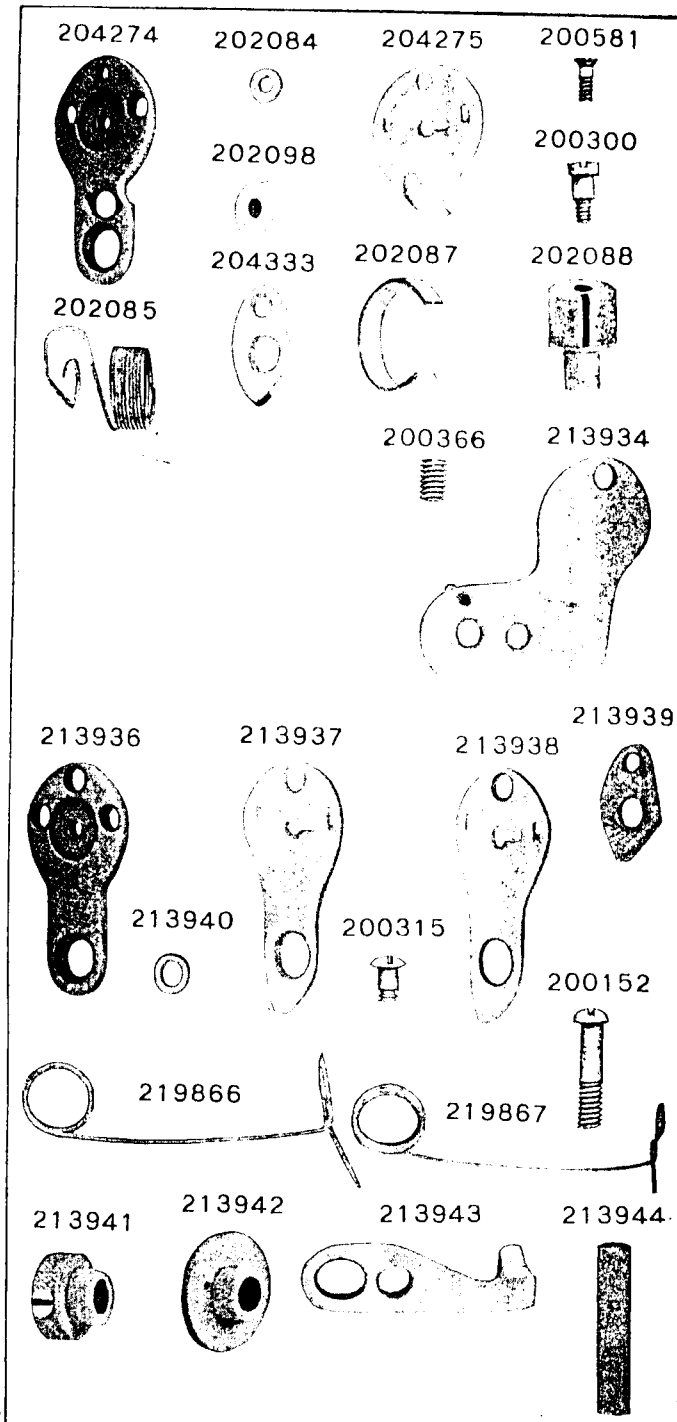


PLATE 11649 FULL SIZE

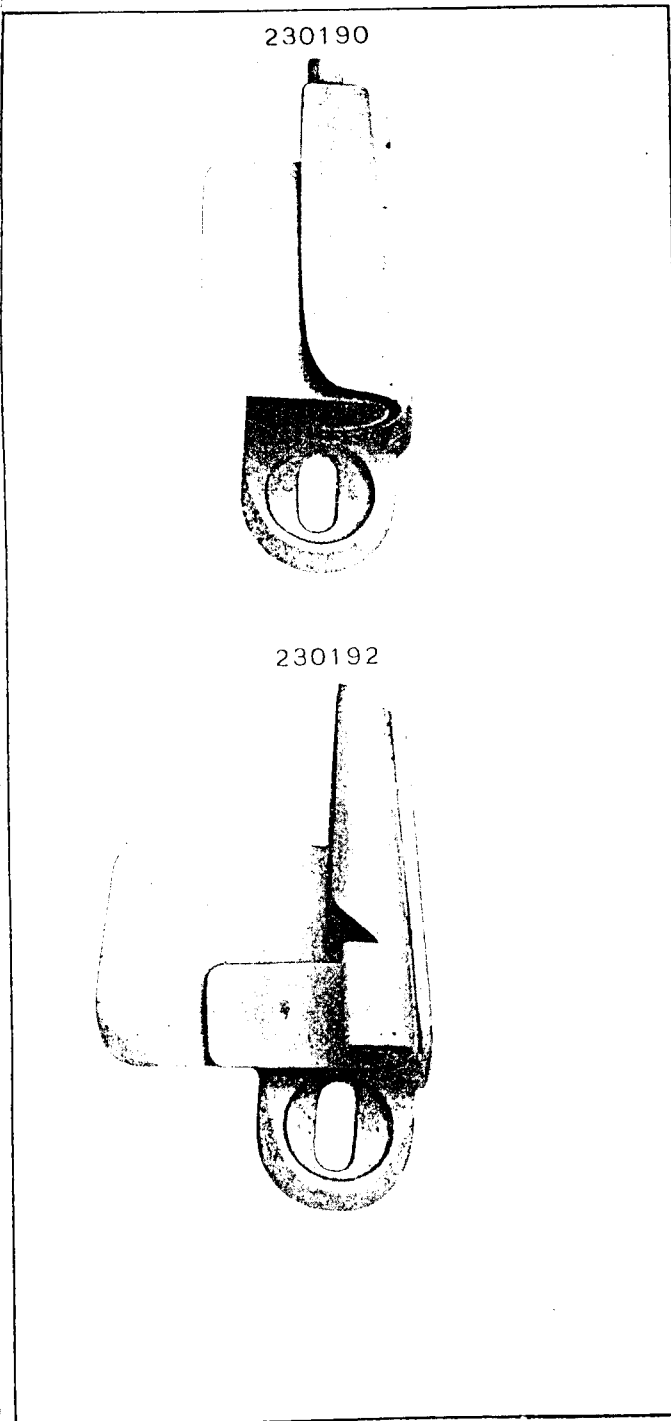


PLATE 11650 - ONE-HALF SIZE

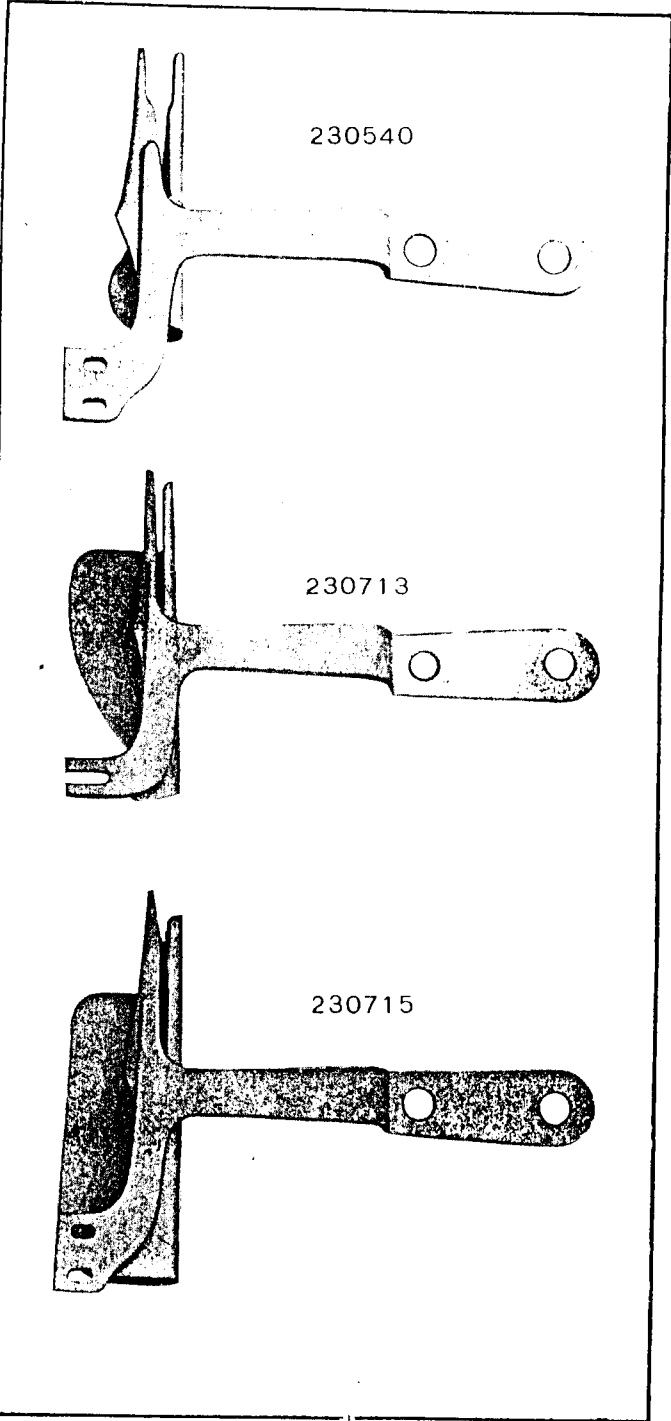


PLATE 11651 ONE-HALF SIZE

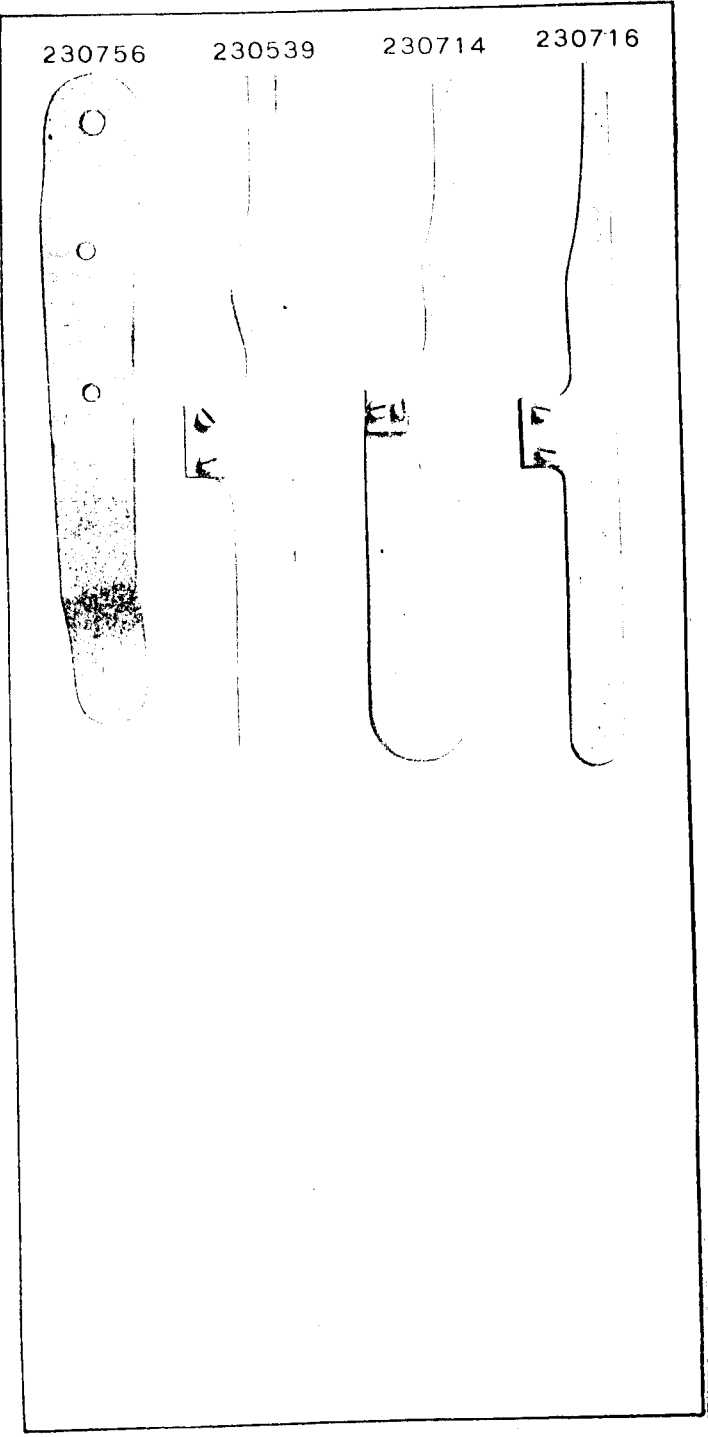


PLATE 11652—ONE-FOURTH SIZE

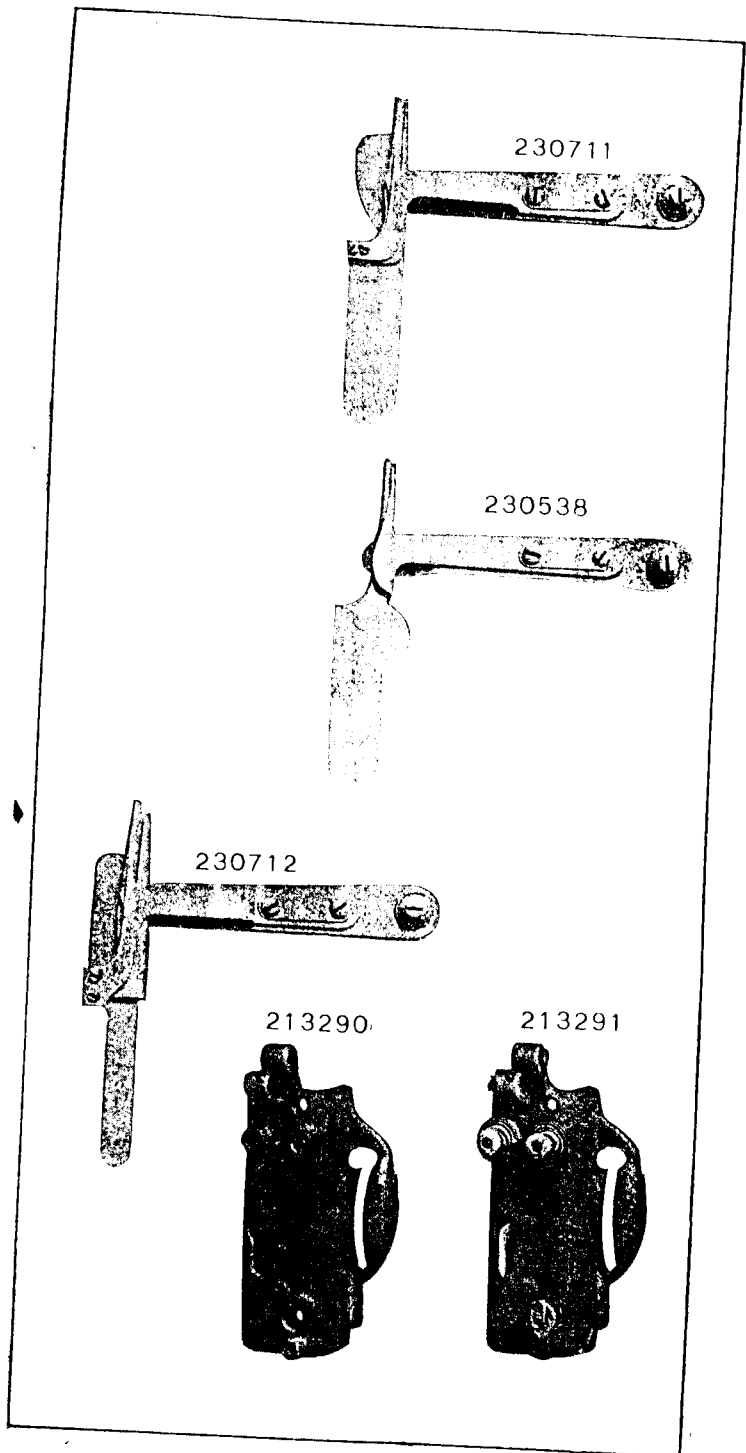


PLATE 11659—ONE-FOURTH SIZE

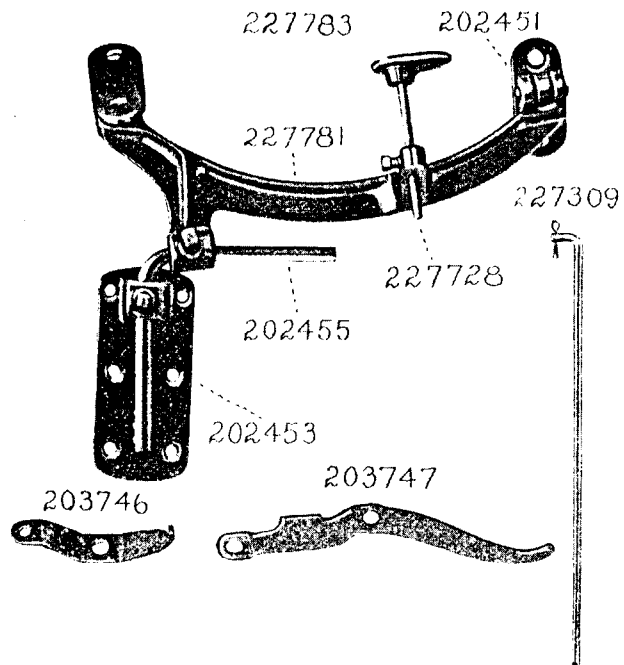


PLATE 12153—ONE HALF SIZE

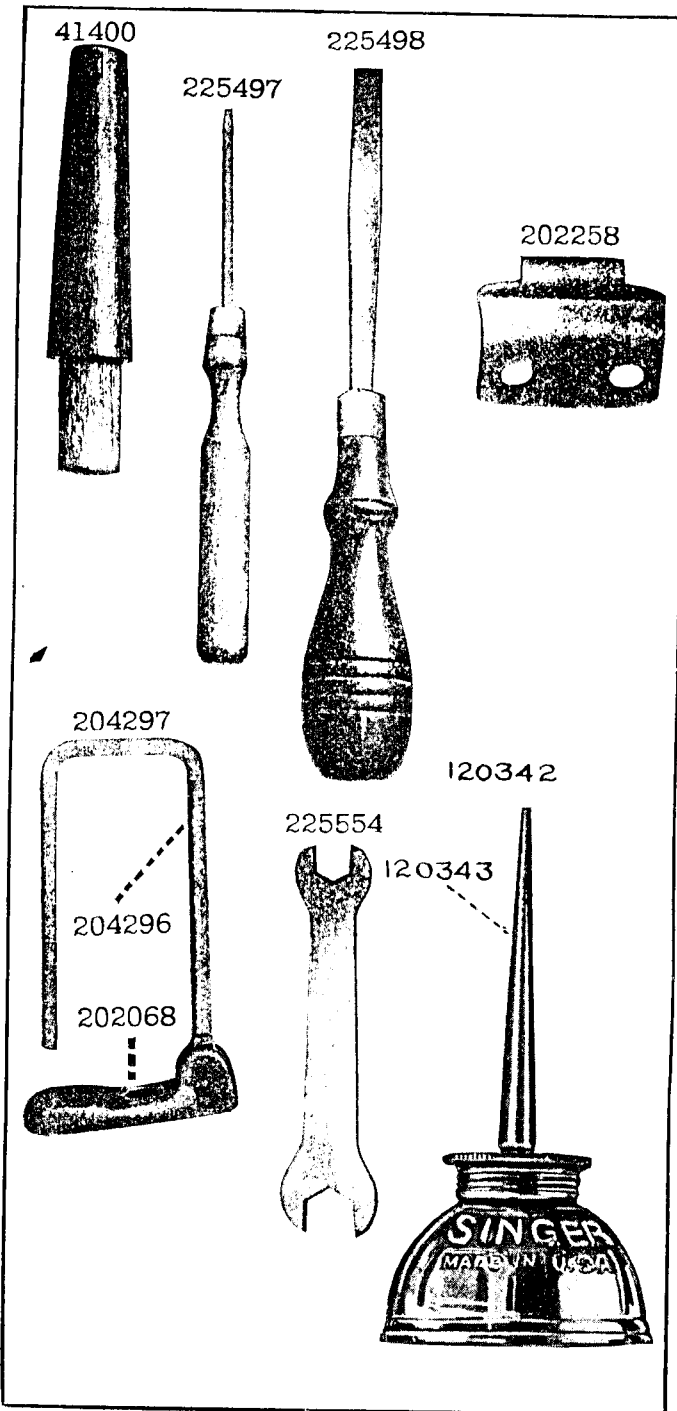


PLATE 12307—FULL SIZE

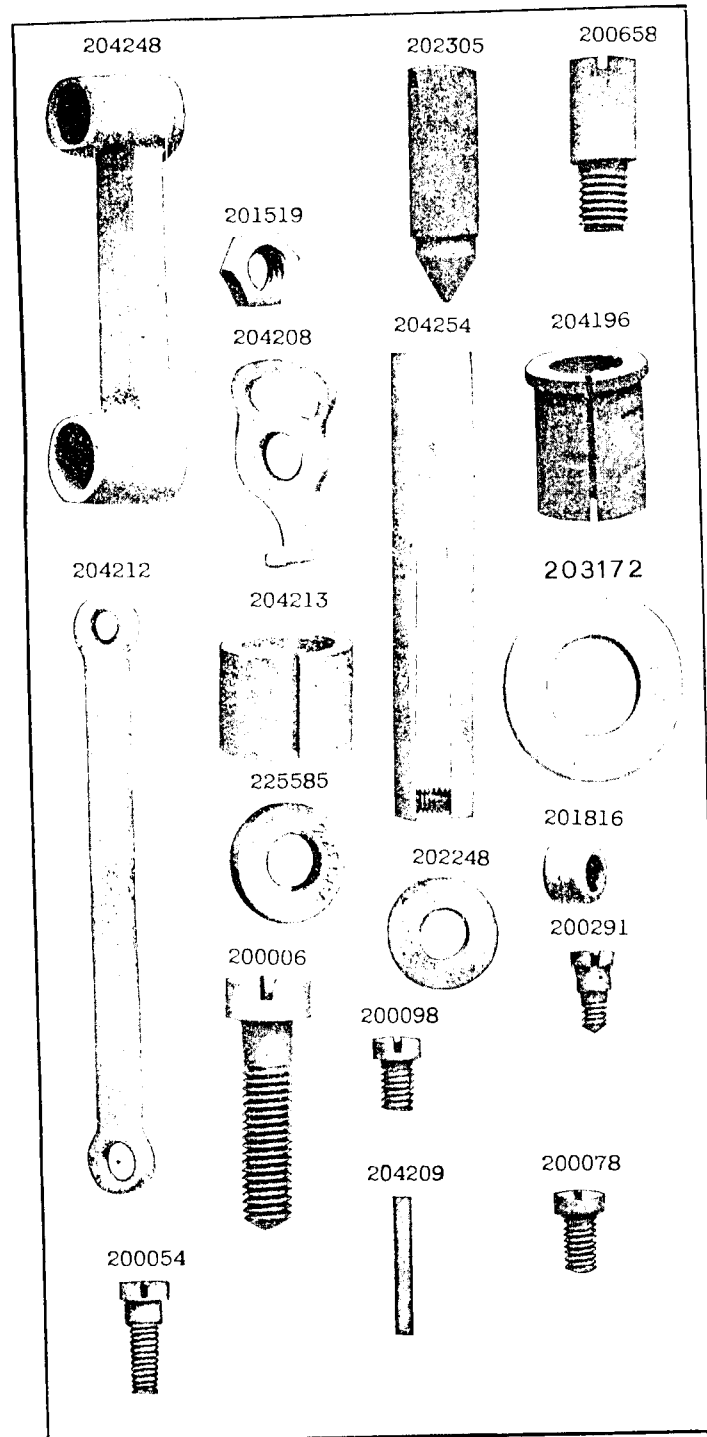


PLATE 12308—FULL SIZE

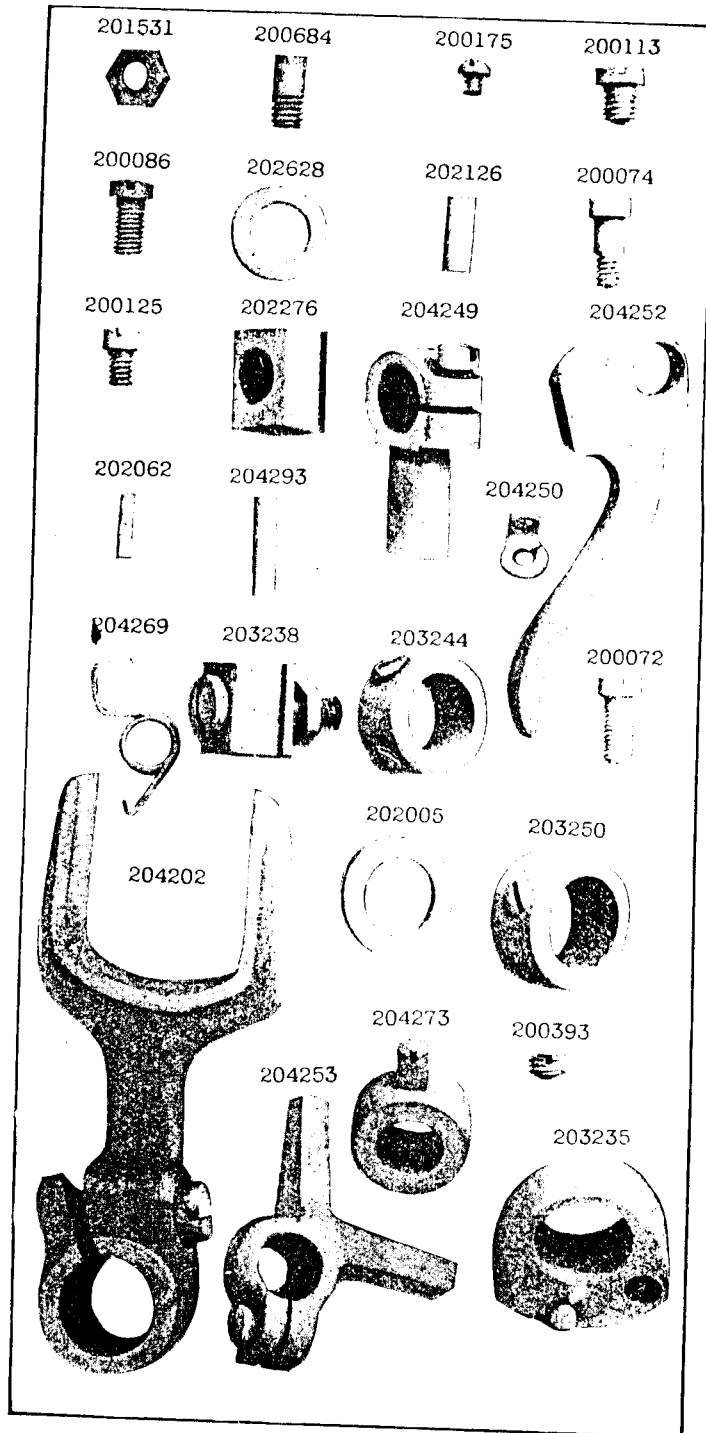


PLATE 12311—FULL SIZE

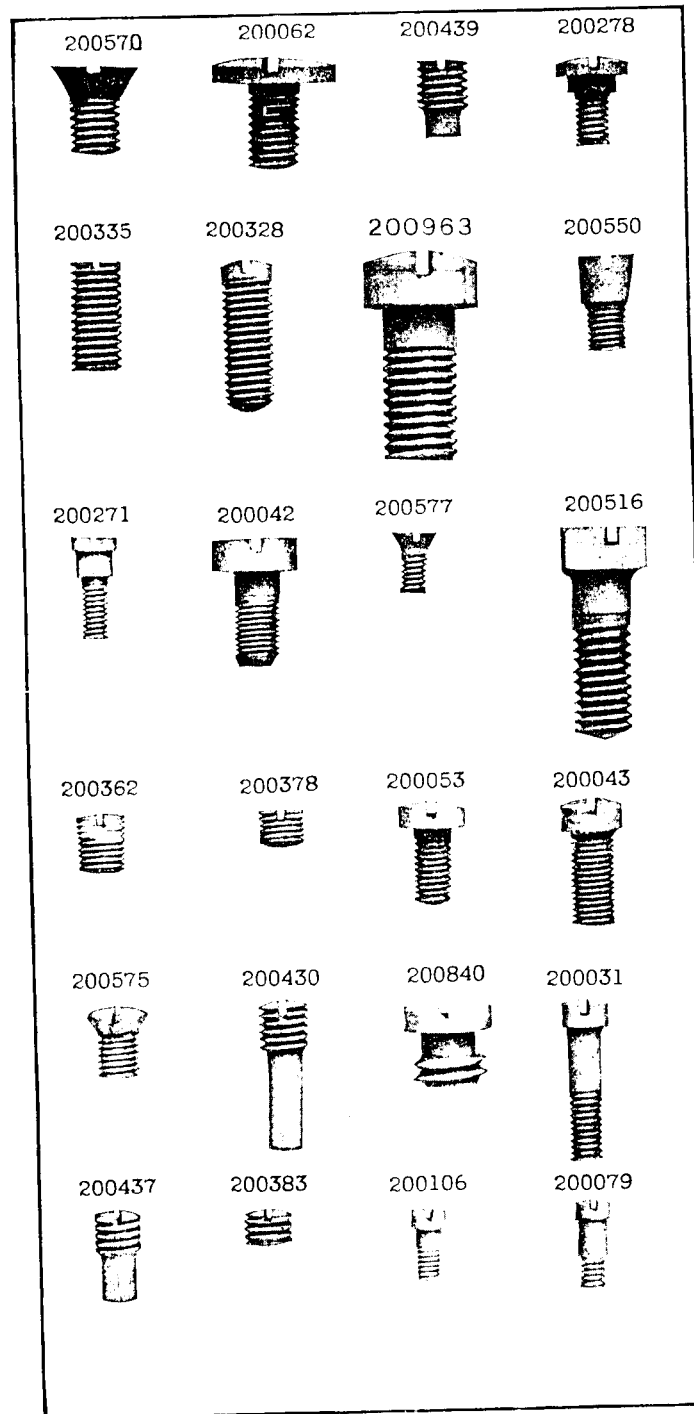


PLATE 12312 - FULL SIZE

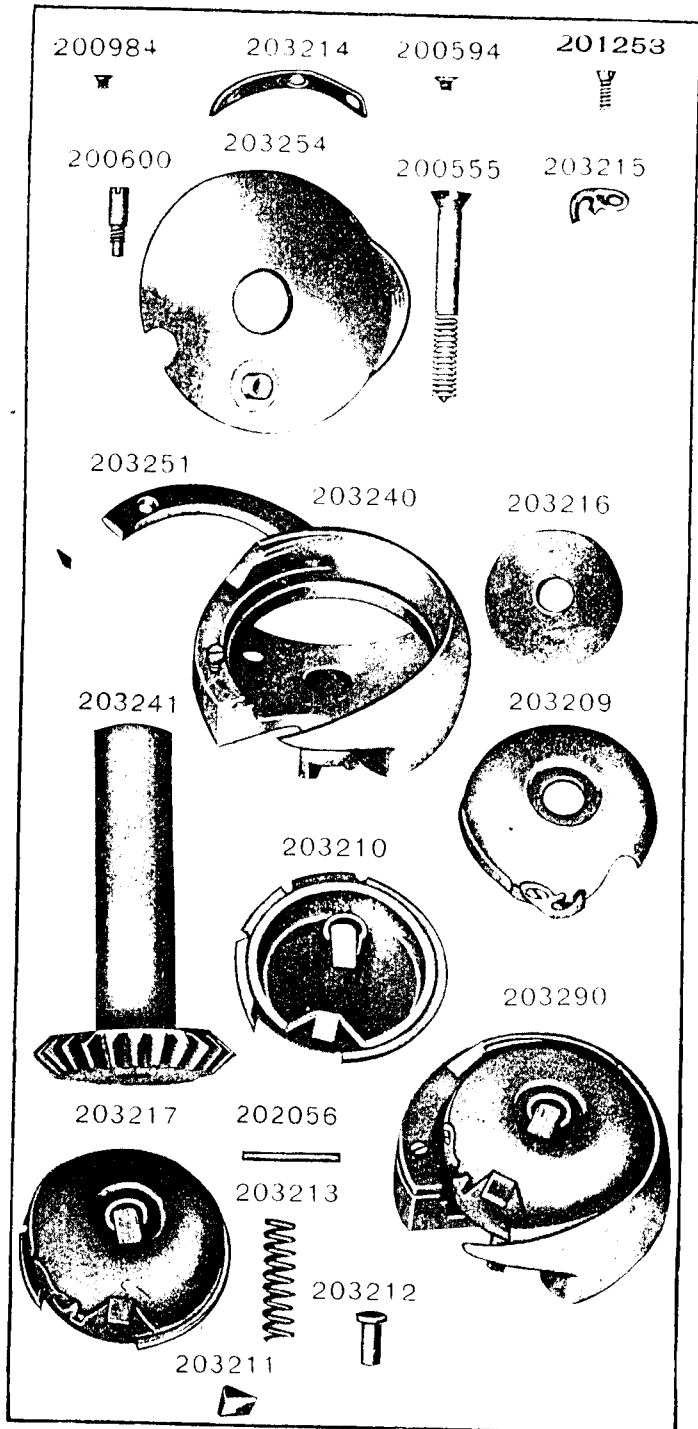


PLATE 12319 - FULL SIZE

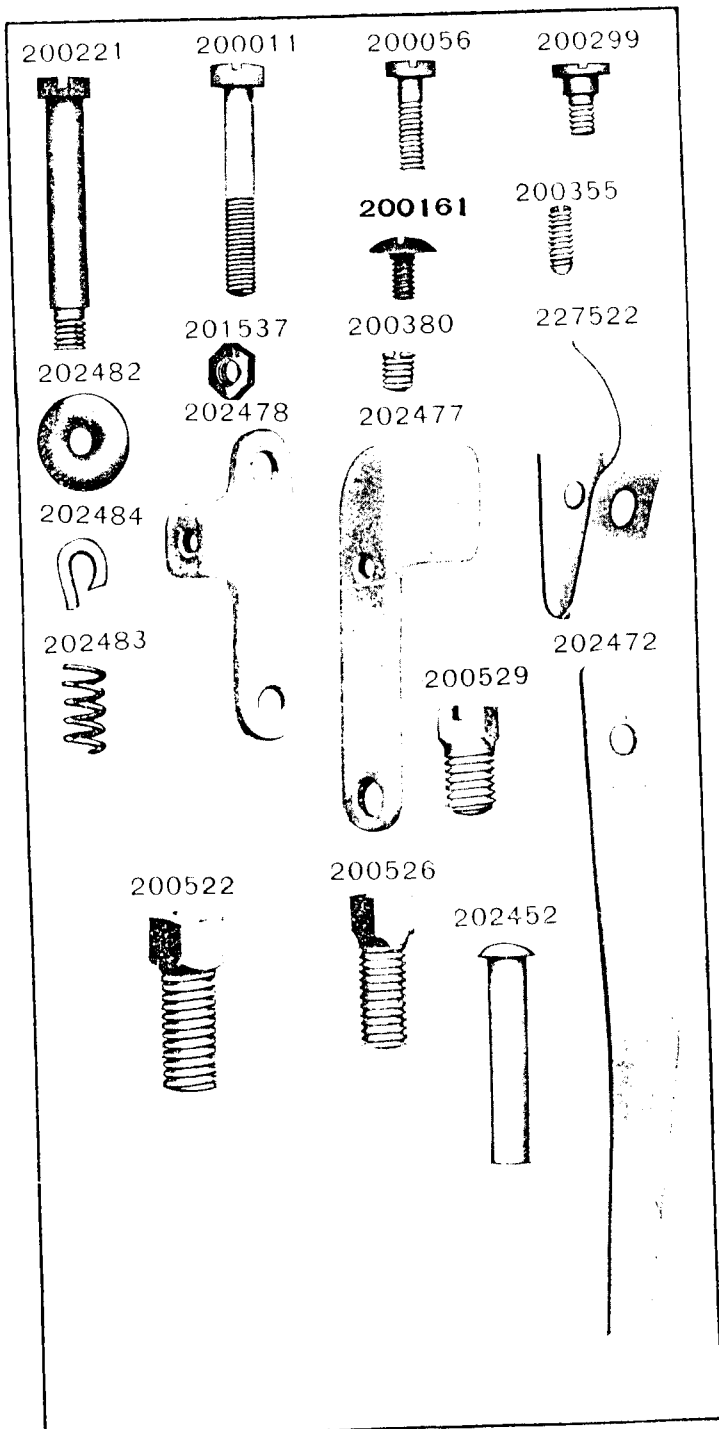


PLATE 12320—ONE-HALF SIZE

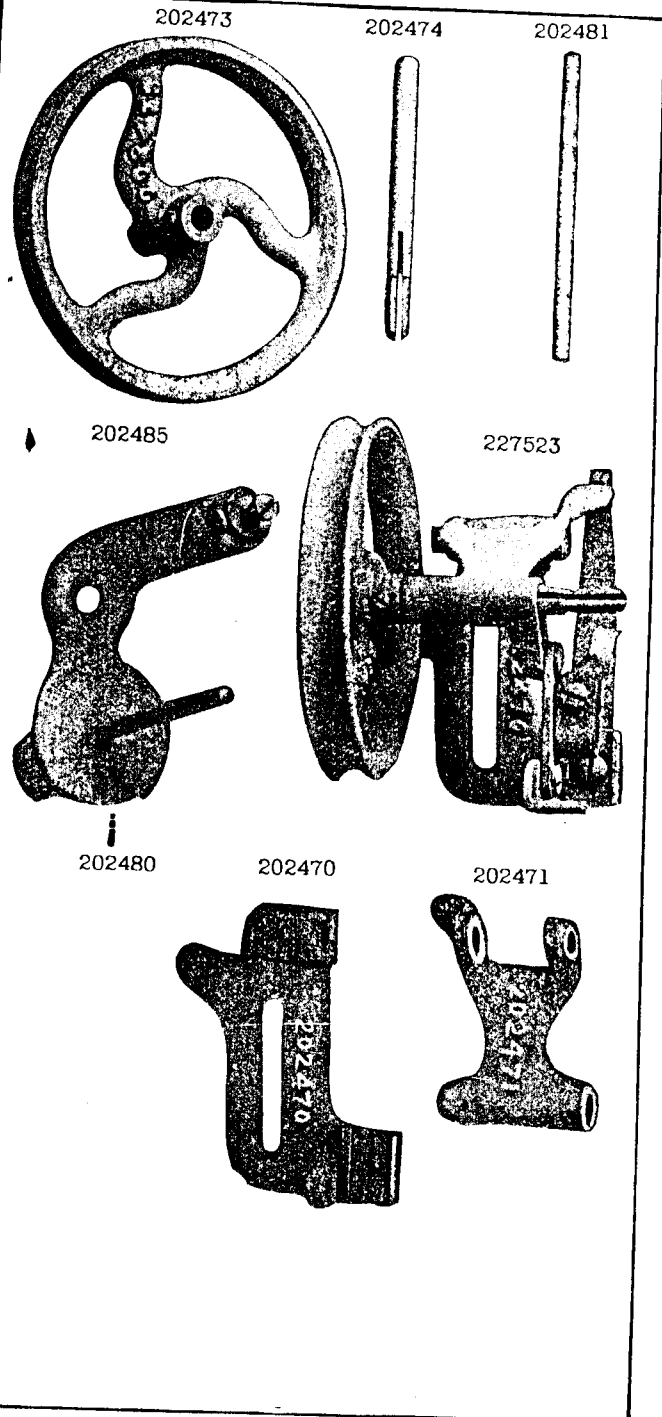


PLATE 12335—FULL SIZE

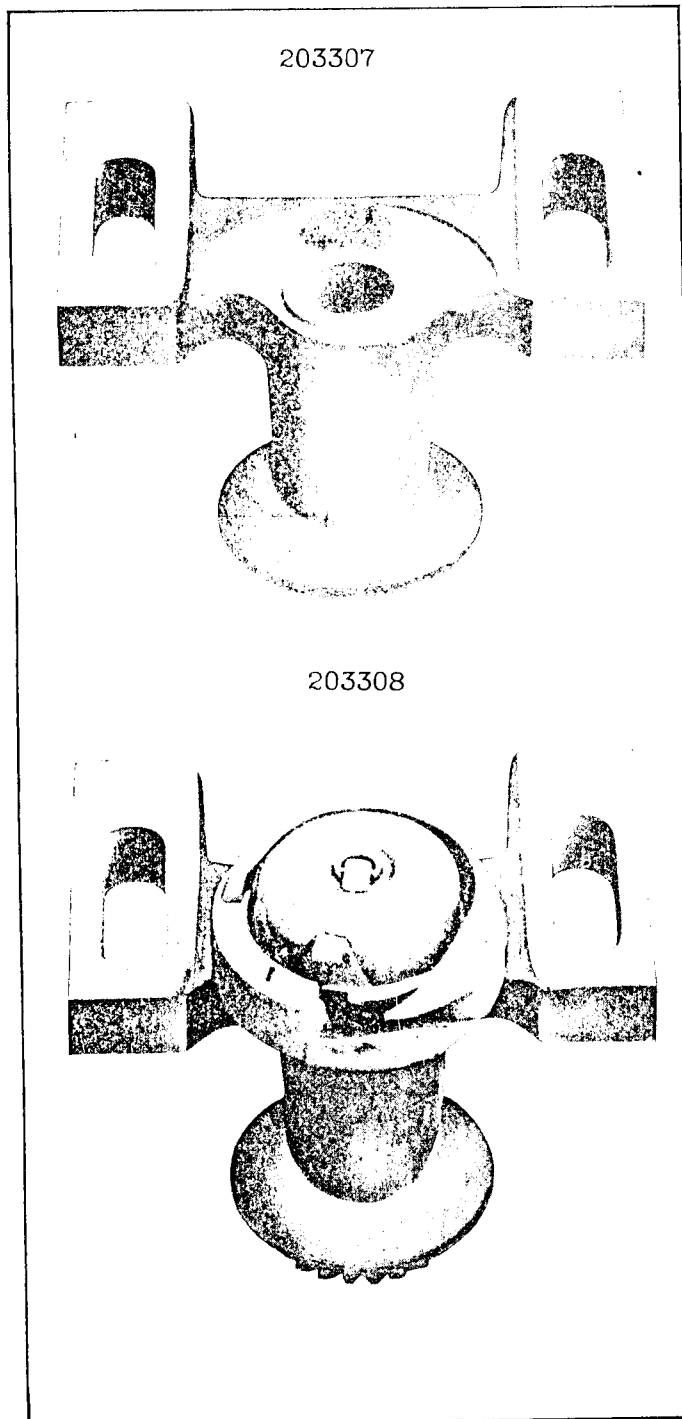


PLATE 12344—FULL SIZE

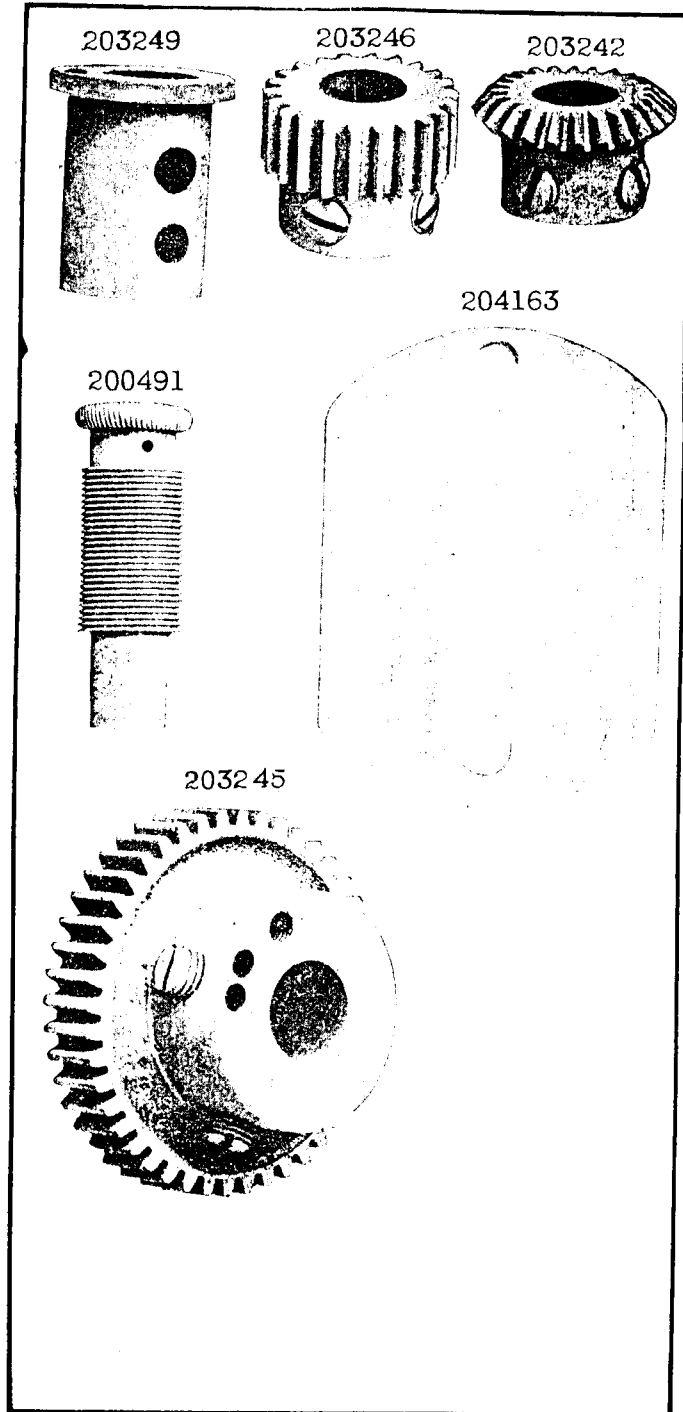


PLATE 13401—ONE-HALF SIZE

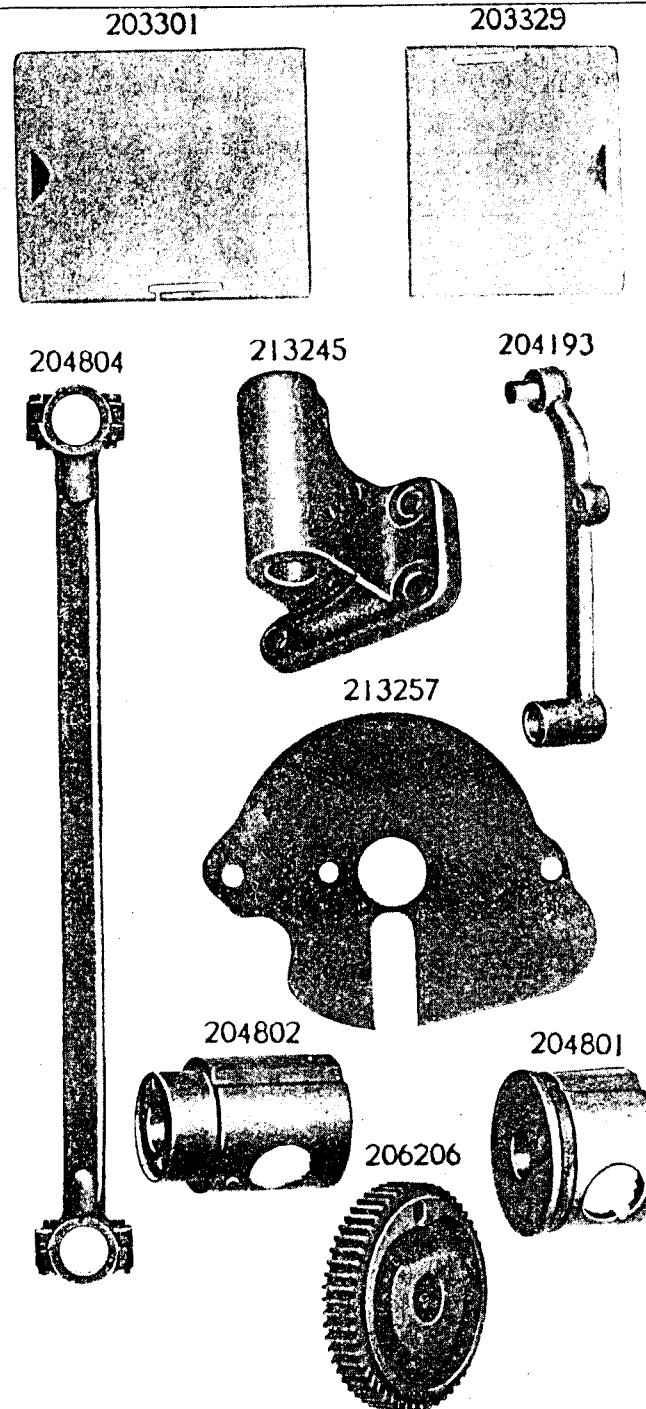




PLATE 13402—FULL SIZE

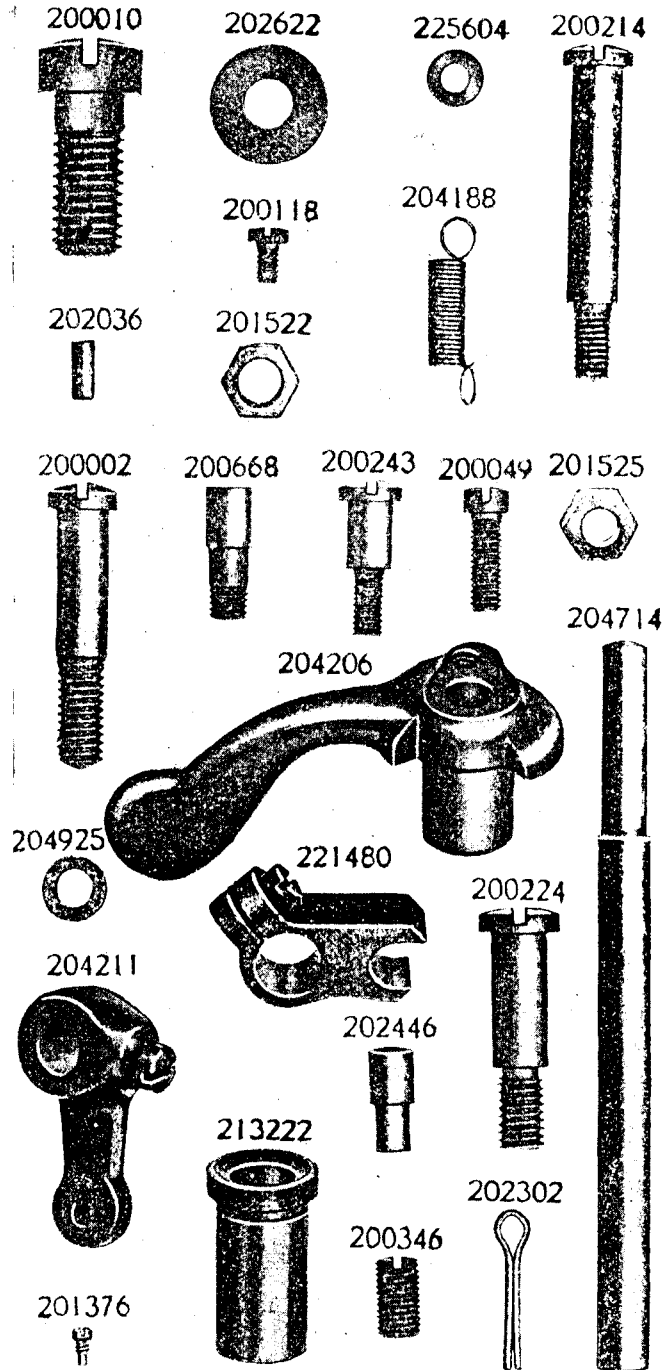


PLATE 13404—FULL SIZE

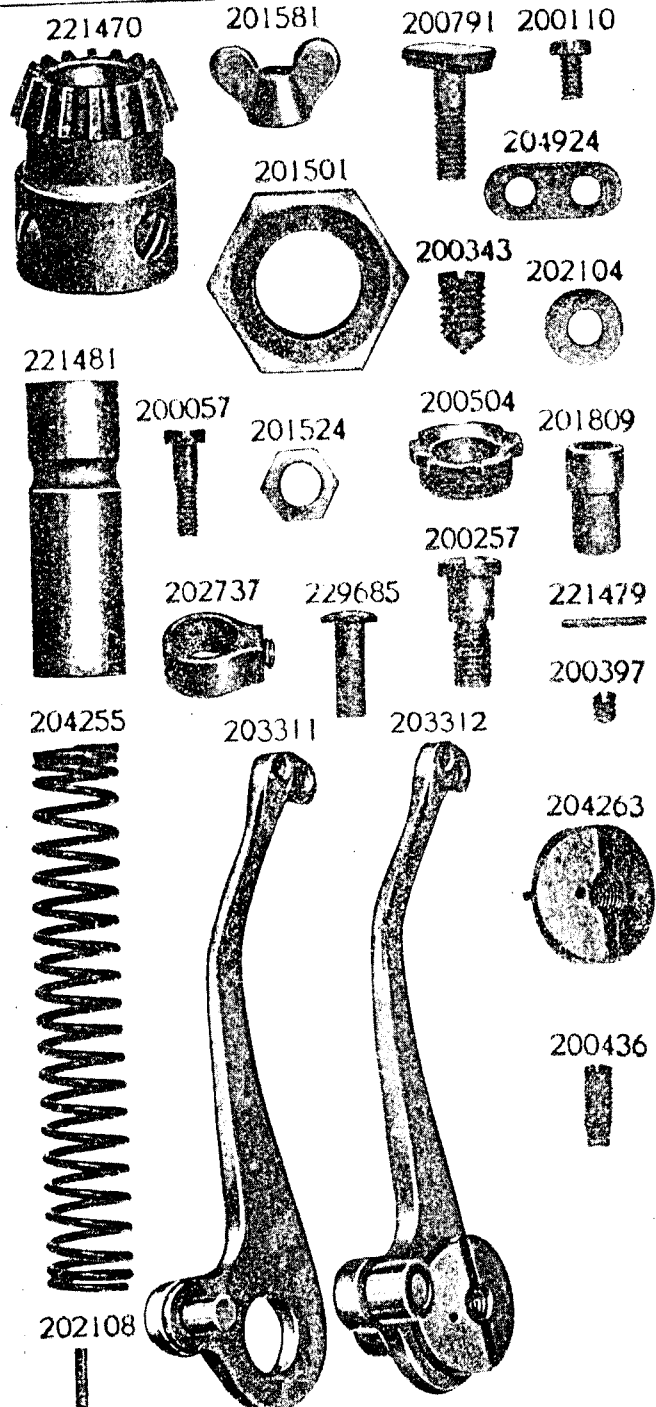


PLATE 13407—FULL SIZE

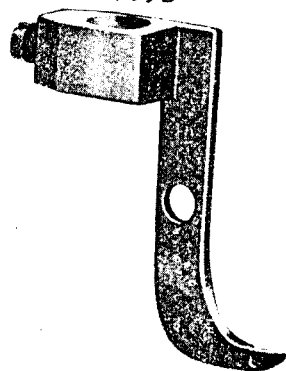
229706



229707



229796



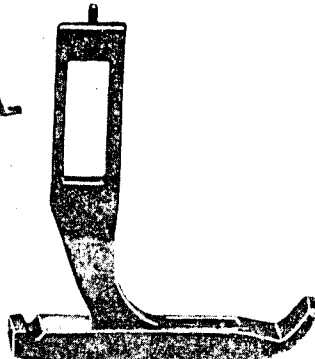
229837



229674



229769



229795




PLATE 13408—FULL SIZE

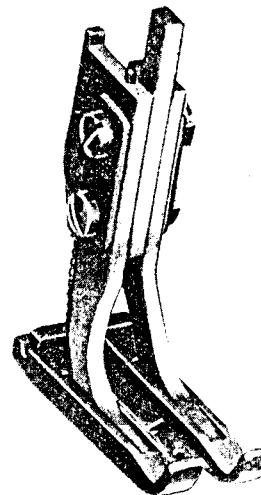
229725



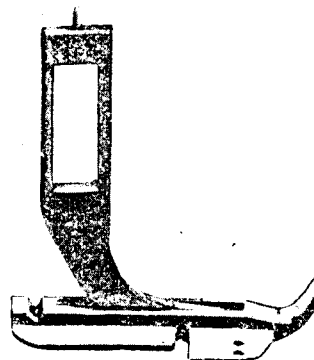
229726



229727



229764



229763

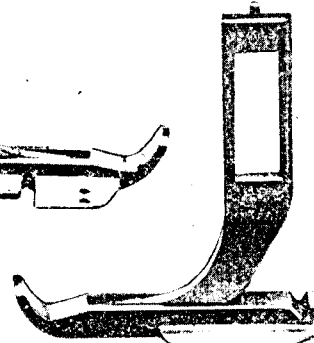


PLATE 13409--FULL SIZE

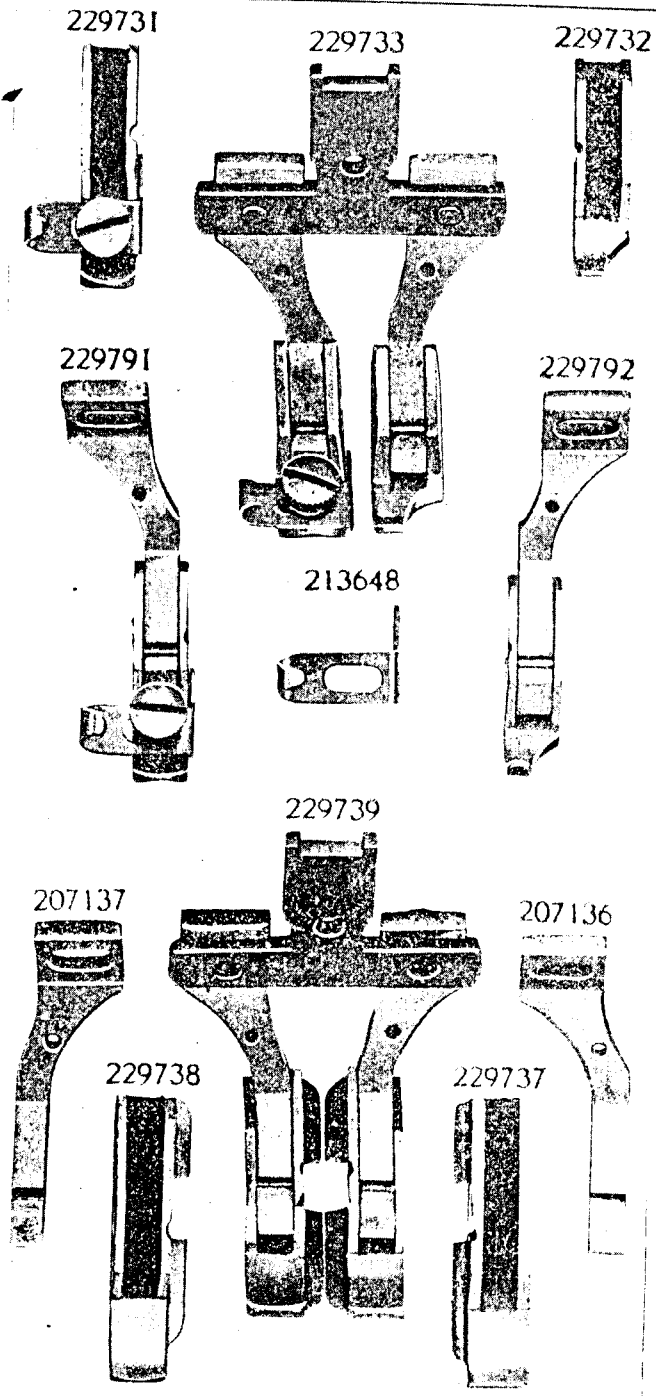


PLATE 13410--FULL SIZE

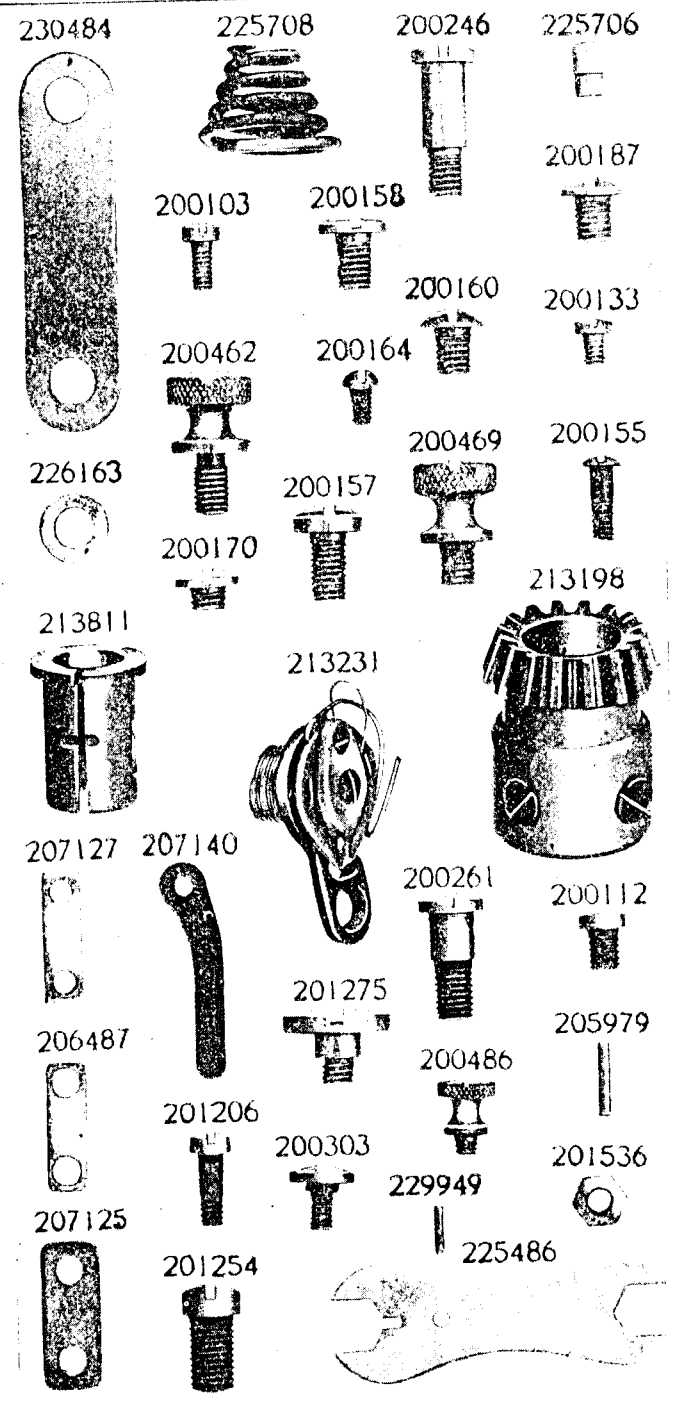




PLATE 13411—ONE-HALF SIZE


213791      203306      213260      213804




213188



221472



215697



203268


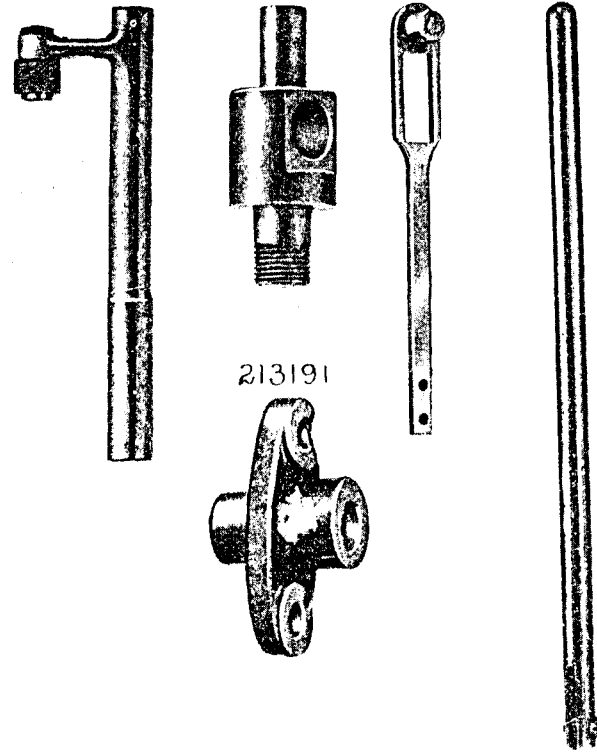


PLATE 13412—ONE-HALF SIZE

203321      213203      213388      204251



213191




PLATE 13413-FULL SIZE









PLATE 13421-FULL SIZE

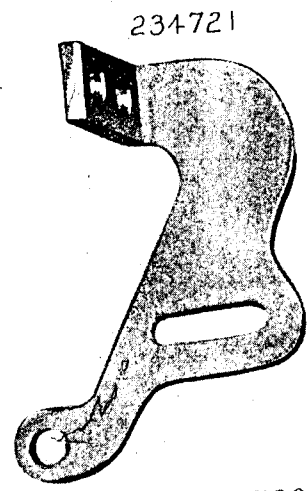
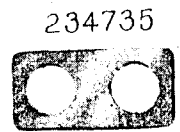

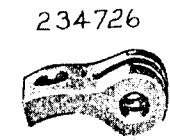

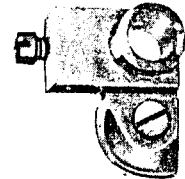


PLATE 13423—FULL SIZE

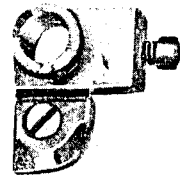
204235



234715



234716




203751



234717



203750



214424



214022



234754



203745



222526



201183



201052



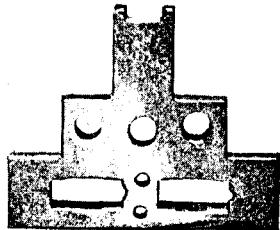
207069



206608



234764



200172

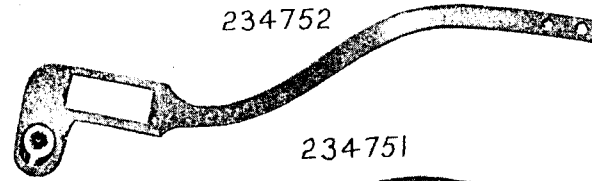


234766



PLATE 13424—ONE-HALF SIZE

234752



234751



234768




PLATE 13425—ONE-HALF SIZE

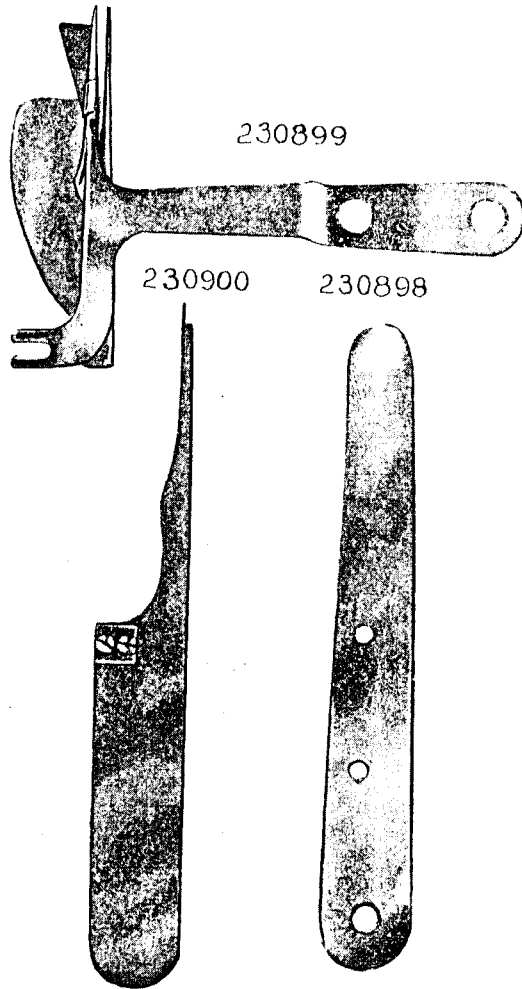


PLATE 13426—FULL SIZE

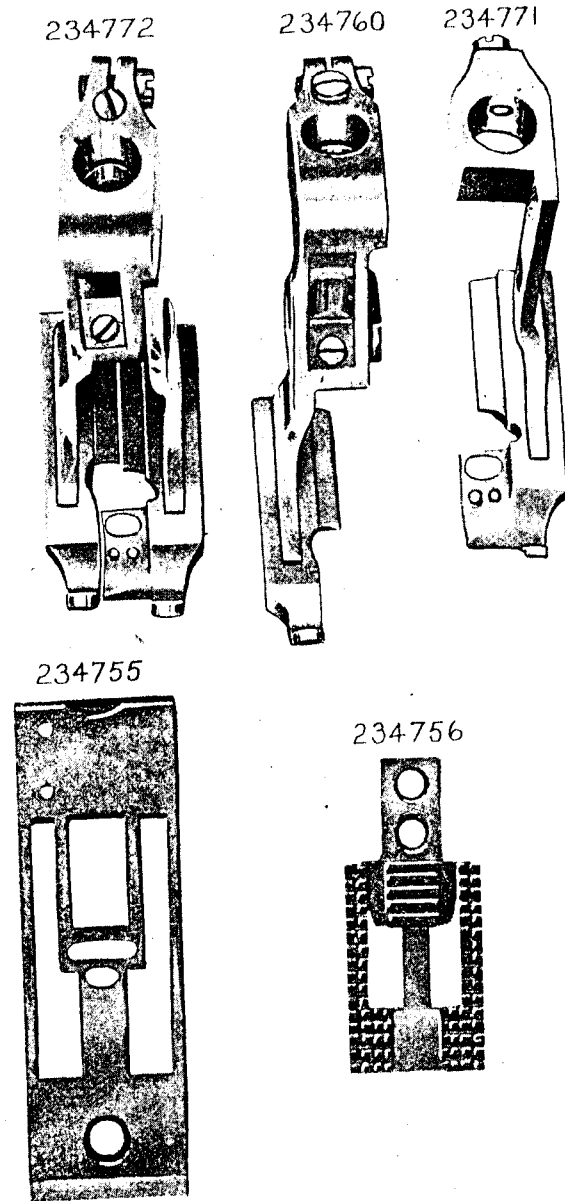


PLATE 13427—FULL SIZE

350124



201634



200162



350125



201319



350126



201706




221486



234733



234731




234732



PLATE 13428—FULL SIZE

203753



13710



234714



200262



234739




234744





PLATE 14204—FULL SIZE

229705



229703



229704



229682



229683



229684



229681






PLATE 14214—FULL SIZE

229776



229775



206653



229711




PLATE 14526—ONE-HALF SIZE

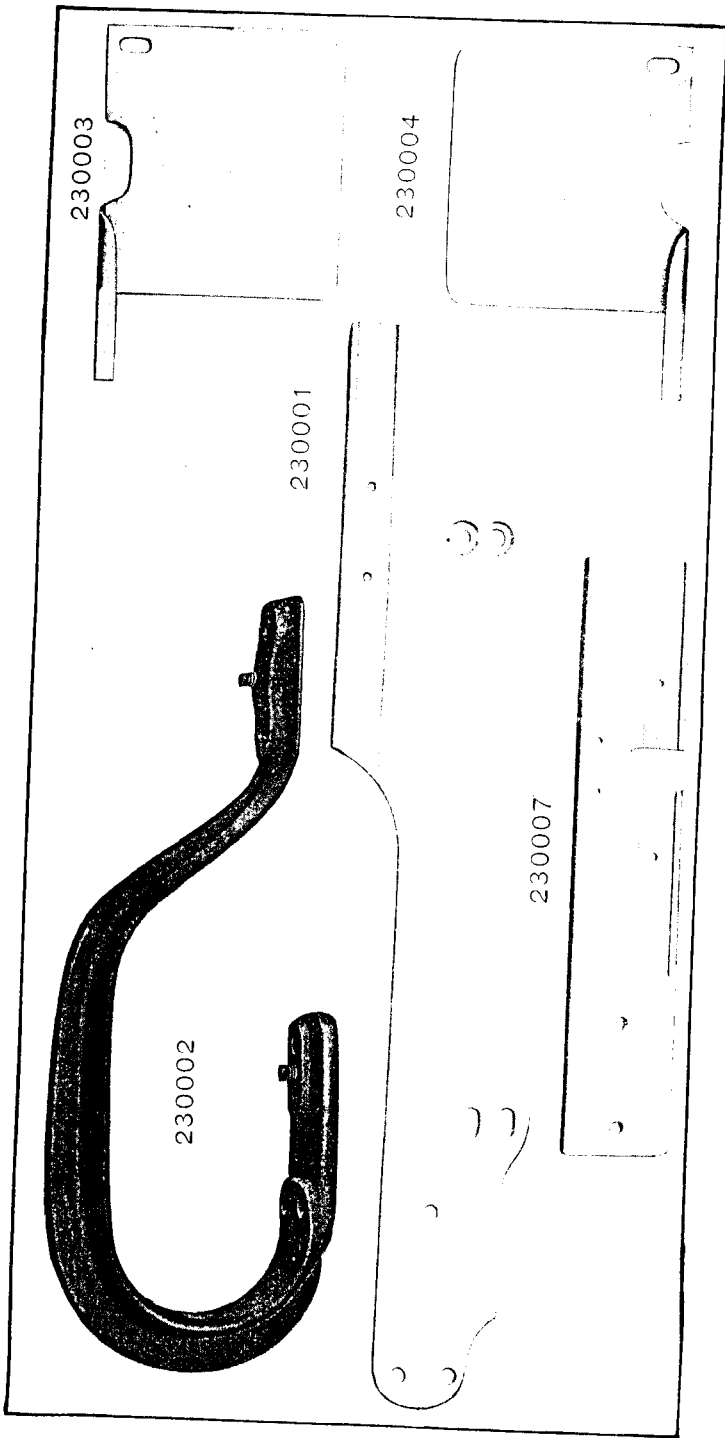


PLATE 14527—FULL SIZE

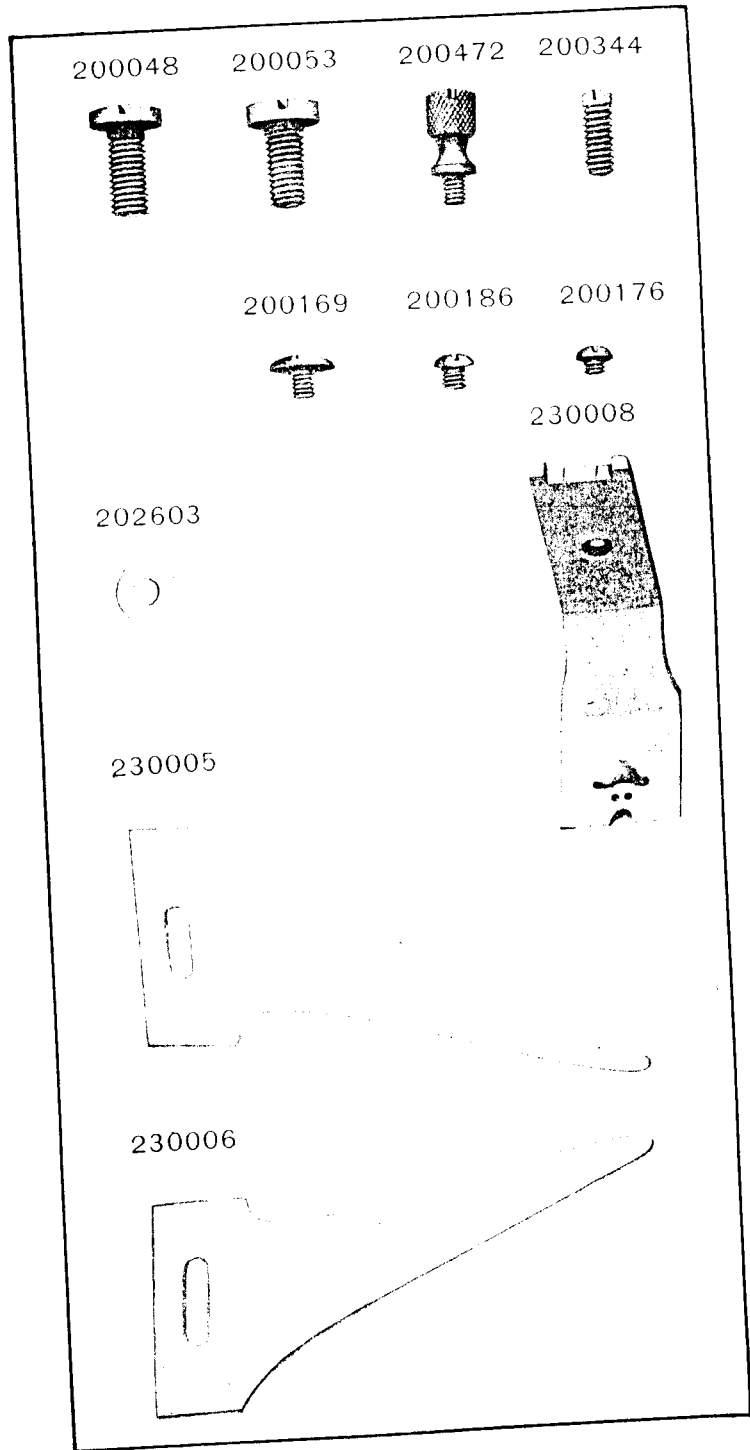




PLATE 14528—FULL SIZE


230010



230009



230013



230011


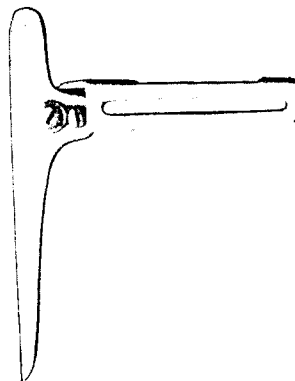


PLATE 14529—ONE-HALF SIZE

230014



230015

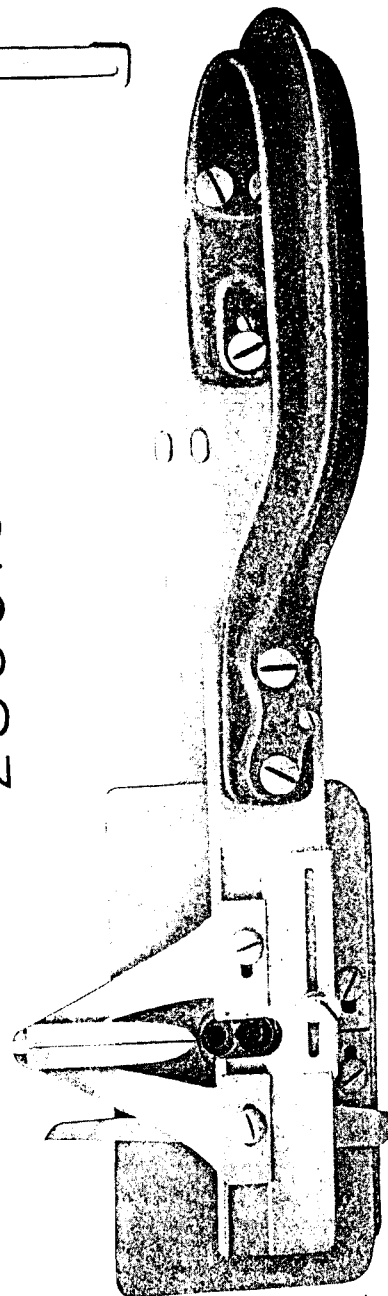


PLATE 14581 - FULL SIZE

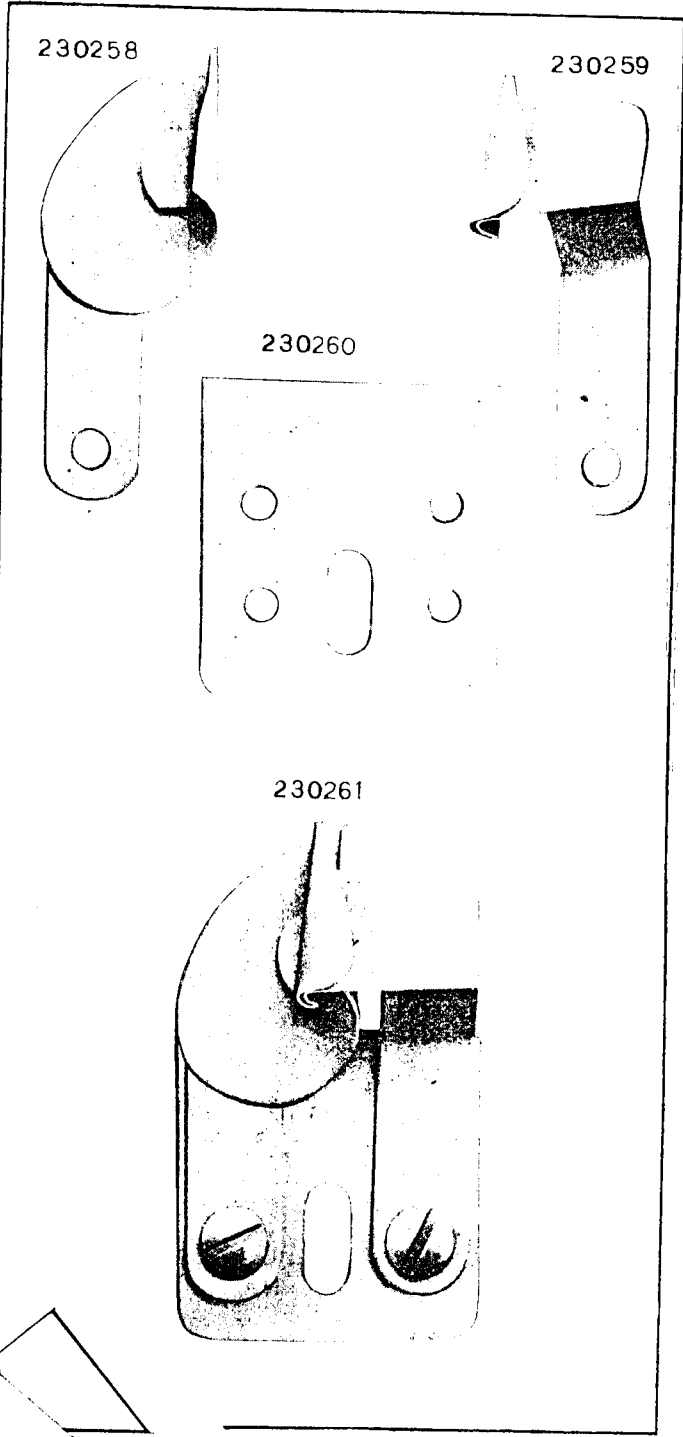


PLATE 14605 - ONE-HALF SIZE

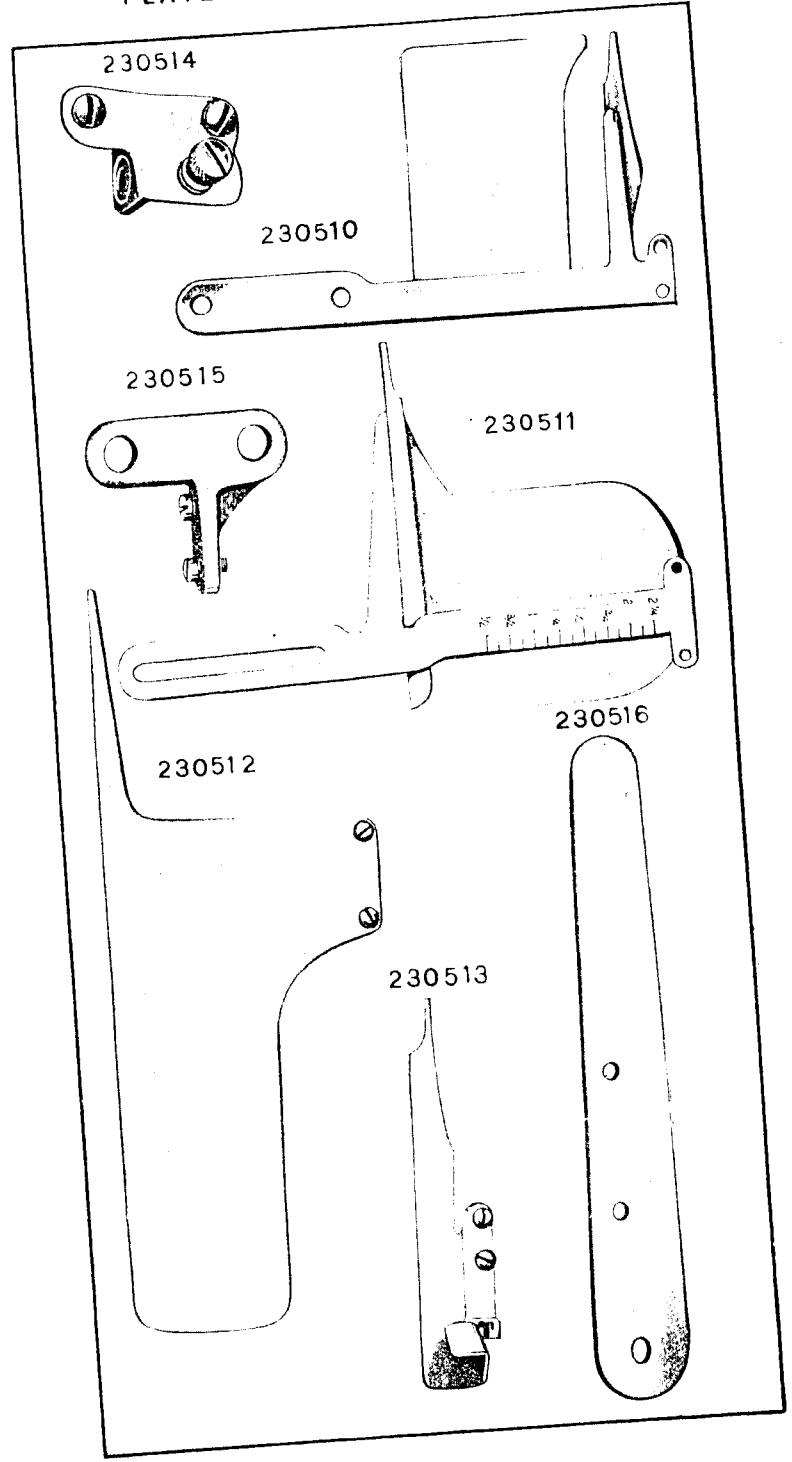


PLATE 14606--ONE-HALF SIZE

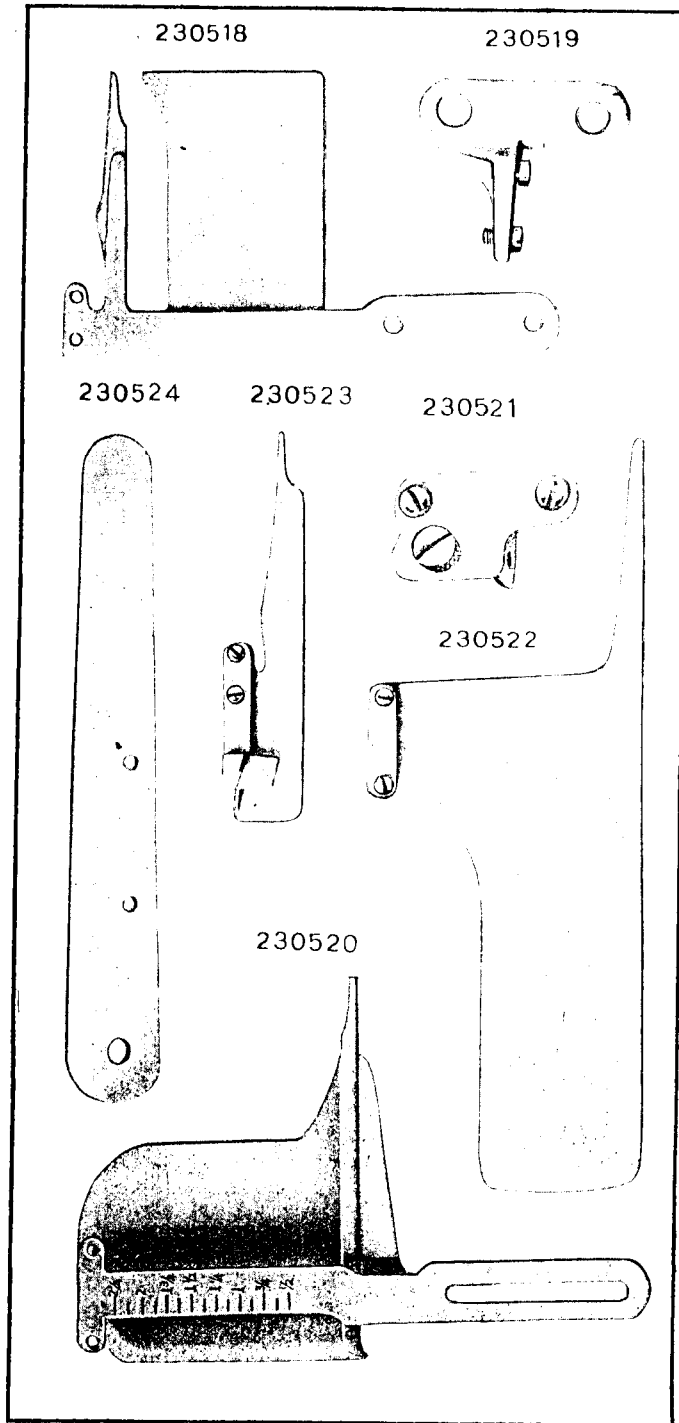


PLATE 14607- ONE-HALF SIZE

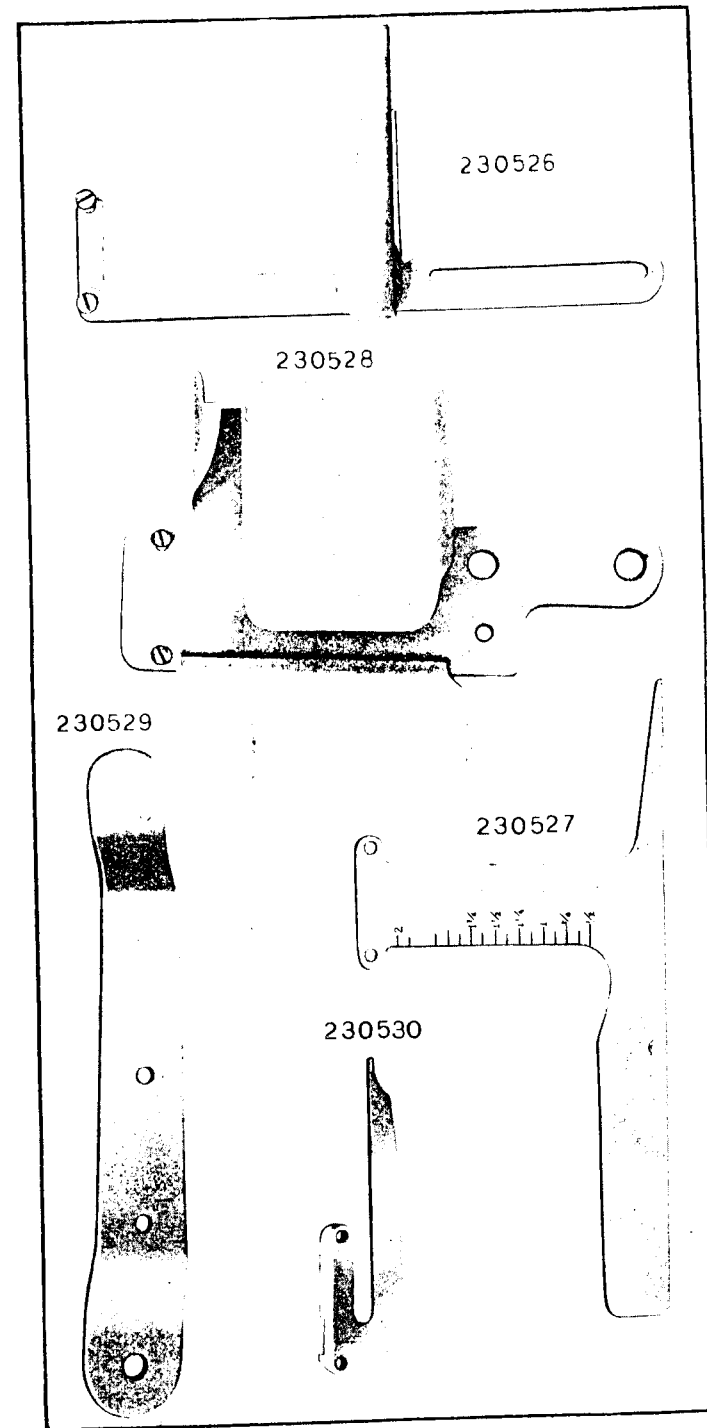


PLATE 14608 ONE-HALF SIZE

